




**ST. CLAIR COUNTY, ILLINOIS**  
**General Primary Election (06/28/2022)**  
**Registered Voters: 163,376**  
**Democratic**

  
**Thomas Holbrook**  
**County Clerk**

**FEDERAL**

For United States Senator

Number of Precincts:		190	
Precincts Reporting:		190	
Ballots Cast: (163,376 voters)		25,871	16%
<b>TAMMY DUCKWORTH</b>	<b>DEM</b>	<b>10,398</b>	<b>40%</b>

**STATE OF ILLINOIS**

For Governor And Lieutenant Governor

Number of Precincts:		190	
Precincts Reporting:		190	
Ballots Cast: (163,376 voters)		25,871	16%
<b>JB PRITZKER</b>	<b>DEM</b>	<b>9,065</b>	<b>35%</b>
<b>JULIANA STRATTON</b>			
<b>BEVERLY MILES</b>	<b>DEM</b>	<b>1,575</b>	<b>6%</b>
<b>KARLA SHAW</b>			
<b>WRITE-IN</b>	<b>DEM</b>	<b>21</b>	<b>0.08%</b>

**STATE OF ILLINOIS**

For Attorney General

Number of Precincts:		190	
Precincts Reporting:		190	
Ballots Cast: (163,376 voters)		25,871	16%
<b>KWAME RAOUL</b>	<b>DEM</b>	<b>10,064</b>	<b>39%</b>

## STATE OF ILLINOIS

For Secretary Of State

Number of Precincts:		190	
Precincts Reporting:		190	
Ballots Cast: (163,376 voters)		25,871	16%
<b>ALEXI GIANNOULIAS</b>	<b>DEM</b>	<b>5,215</b>	<b>20%</b>
<b>DAVID H. MOORE</b>	<b>DEM</b>	<b>1,512</b>	<b>6%</b>
<b>ANNA M. VALENCIA</b>	<b>DEM</b>	<b>2,798</b>	<b>11%</b>
<b>SIDNEY MOORE</b>	<b>DEM</b>	<b>858</b>	<b>3%</b>

## STATE OF ILLINOIS

For Comptroller

Number of Precincts:		190	
Precincts Reporting:		190	
Ballots Cast: (163,376 voters)		25,871	16%
<b>SUSANA A. MENDOZA</b>	<b>DEM</b>	<b>10,160</b>	<b>39%</b>

## STATE OF ILLINOIS

For Treasurer

Number of Precincts:		190	
Precincts Reporting:		190	
Ballots Cast: (163,376 voters)		25,871	16%
<b>MICHAEL W. FRERICHES</b>	<b>DEM</b>	<b>10,036</b>	<b>39%</b>

## 12TH CONGRESSIONAL DISTRICT

For Representative In Congress

Number of Precincts:		70	
Precincts Reporting:		70	
Ballots Cast: (75,538 voters)		13,903	18%
<b>HOMER "CHIP" MARKEL</b>	<b>DEM</b>	<b>1,665</b>	<b>12%</b>
<b>JOSHUA QUALLS</b>	<b>DEM</b>	<b>1,592</b>	<b>11%</b>

## 12TH CONGRESSIONAL DISTRICT FOR CENTRAL COMMITTEE

State Central Committeewoman

Number of Precincts:		70	
Precincts Reporting:		70	
Ballots Cast: (75,538 voters)		13,903	18%
<b>VIVIAN ROBINSON</b>	<b>DEM</b>	<b>3,191</b>	<b>23%</b>

## 12TH CONGRESSIONAL DISTRICT FOR CENTRAL COMMITTEE

For State Central Committeeman

Number of Precincts:		70	
Precincts Reporting:		70	
Ballots Cast: (75,538 voters)		13,903	18%
<b>GLENN POSHARD</b>	<b>DEM</b>	<b>3,182</b>	<b>23%</b>

## 13TH CONGRESSIONAL DISTRICT

For Representative in Congress

Number of Precincts:		144	
Precincts Reporting:		144	
Ballots Cast: (115,014 voters)		16,223	14%
<b>NIKKI BUDZINSKI</b>	<b>DEM</b>	<b>5,388</b>	<b>33%</b>
<b>DAVID PALMER</b>	<b>DEM</b>	<b>1,676</b>	<b>10%</b>

## 13TH CONGRESSIONAL CENTRAL COMMITTEE DISTRICT

For State Central Committeewoman

Number of Precincts:		144	
Precincts Reporting:		144	
Ballots Cast: (115,014 voters)		16,223	14%
<b>LaTOYA N. GREENWOOD</b>	<b>DEM</b>	<b>5,438</b>	<b>34%</b>
<b>PAM MONETTI</b>	<b>DEM</b>	<b>1,659</b>	<b>10%</b>

## 13TH CONGRESSIONAL CENTRAL COMMITTEE DISTRICT

For State Central Committeeman

Number of Precincts:		144	
Precincts Reporting:		144	
Ballots Cast: (115,014 voters)		16,223	14%
<b>BILL HOULIHAN</b>	<b>DEM</b>	<b>6,624</b>	<b>41%</b>

## 55TH LEGISLATIVE DISTRICT

For State Senator

Number of Precincts:		11	
Precincts Reporting:		11	
Ballots Cast: (10,738 voters)		1,922	18%
<b>NO CANDIDATE</b>	<b>DEM</b>	<b>0</b>	<b>0%</b>

## 56TH LEGISLATIVE DISTRICT

For State Senator

Number of Precincts:		36	
Precincts Reporting:		36	
Ballots Cast: (34,056 voters)		5,161	15%
<b>RACHELLE AUD CROWE</b>	<b>DEM</b>	<b>1,615</b>	<b>31%</b>

## 57TH LEGISLATIVE

For State Senator

Number of Precincts:		166	
Precincts Reporting:		166	
Ballots Cast: (141,905 voters)		22,642	16%
<b>CHRISTOPHER BELT</b>	<b>DEM</b>	<b>8,208</b>	<b>36%</b>

## 58TH LEGISLATIVE DISTRICT

For State Senator

Number of Precincts:		5	
Precincts Reporting:		5	
Ballots Cast: (3,815 voters)		723	19%
<b>NO CANDIDATE</b>	<b>DEM</b>	<b>0</b>	<b>0%</b>

## 109TH REPRESENTATIVE DISTRICT

For Representative In The General Assembly

Number of Precincts:		11	
Precincts Reporting:		11	
Ballots Cast: (10,738 voters)		1,922	18%
<b>NO CANDIDATE</b>	<b>DEM</b>	<b>0</b>	<b>0%</b>

## 112TH REPRESENTATIVE

For Representative In The General Assembly

Number of Precincts:		36	
Precincts Reporting:		36	
Ballots Cast: (34,056 voters)		5,161	15%
<b>KATIE STUART</b>	<b>DEM</b>	<b>1,643</b>	<b>32%</b>

### 113TH REPRESENTATIVE

For Representative In The General Assembly

Number of Precincts:		106	
Precincts Reporting:		106	
Ballots Cast: (89,124 voters)		13,393	15%
<b>JAY HOFFMAN</b>	<b>DEM</b>	<b>5,227</b>	<b>39%</b>

### 114TH REPRESENTATIVE

For Representative In The General Assembly

Number of Precincts:		86	
Precincts Reporting:		86	
Ballots Cast: (78,823 voters)		13,532	17%
<b>LaTOYA N. GREENWOOD</b>	<b>DEM</b>	<b>3,029</b>	<b>22%</b>

### 115TH REPRESENTATIVE DISTRICT

For Representative In The General Assembly

Number of Precincts:		5	
Precincts Reporting:		5	
Ballots Cast: (3,815 voters)		723	19%
<b>NO CANDIDATE</b>	<b>DEM</b>	<b>0</b>	<b>0%</b>

### ST. CLAIR COUNTY

For County Clerk

Number of Precincts:		190	
Precincts Reporting:		190	
Ballots Cast: (163,376 voters)		25,871	16%
<b>THOMAS "TOM" HOLBROOK</b>	<b>DEM</b>	<b>10,246</b>	<b>40%</b>

### ST. CLAIR COUNTY

For County Treasurer

Number of Precincts:		190	
Precincts Reporting:		190	
Ballots Cast: (163,376 voters)		25,871	16%
<b>ANDREW J. LOPINOT</b>	<b>DEM</b>	<b>10,044</b>	<b>39%</b>

**ST. CLAIR COUNTY**

For County Sheriff

Number of Precincts:		190	
Precincts Reporting:		190	
Ballots Cast: (163,376 voters)		25,871	16%
<b>RICHARD "RICK" WATSON</b>	<b>DEM</b>	<b>9,926</b>	<b>38%</b>

**ST. CLAIR COUNTY**

For County Assessor

Number of Precincts:		190	
Precincts Reporting:		190	
Ballots Cast: (163,376 voters)		25,871	16%
<b>JENNIFER GOMRIC MINTON</b>	<b>DEM</b>	<b>10,009</b>	<b>39%</b>

**ST. CLAIR COUNTY**

For Circuit Clerk

Number of Precincts:		190	
Precincts Reporting:		190	
Ballots Cast: (163,376 voters)		25,871	16%
<b>KINNIS WILLIAMS, SR.</b>	<b>DEM</b>	<b>9,769</b>	<b>38%</b>

**ST. CLAIR COUNTY**

For County Board Of Review

Number of Precincts:		190	
Precincts Reporting:		190	
Ballots Cast: (163,376 voters)		25,871	16%
<b>ANGELA GROSSMANN-ROEWE</b>	<b>DEM</b>	<b>9,778</b>	<b>38%</b>

**ESR-13 (CL-JE-MA-WA)**

For Regional Superintendent of Schools

Number of Precincts:		1	
Precincts Reporting:		1	
Ballots Cast: (1,212 voters)		228	19%
<b>NO CANDIDATE</b>	<b>DEM</b>	<b>0</b>	<b>0%</b>

**ESR-45 (MO-RA)**

For Regional Superintendent of Schools

Number of Precincts:		5	
Precincts Reporting:		5	
Ballots Cast: (4,999 voters)		1,514	30%
<b>NO CANDIDATE</b>	<b>DEM</b>	<b>0</b>	<b>0%</b>

**ESR-41 (MADISON)**

For Regional Superintendent of Schools

Number of Precincts:		13	
Precincts Reporting:		13	
Ballots Cast: (9,834 voters)		1,499	15%
<b>NO CANDIDATE</b>	<b>DEM</b>	<b>0</b>	<b>0%</b>

**ESR 50 (ST. CLAIR COUNTY)**

For Regional Superintendent of Schools

Number of Precincts:		186	
Precincts Reporting:		186	
Ballots Cast: (160,206 voters)		25,397	16%
<b>MARK EICHENLAUB</b>	<b>DEM</b>	<b>9,390</b>	<b>37%</b>

**ST. CLAIR COUNTY BOARD DISTRICT 1**

For Member Of The County Board

Number of Precincts:		10	
Precincts Reporting:		10	
Ballots Cast: (6,592 voters)		1,100	17%
<b>ROBERT ALLEN, JR.</b>	<b>DEM</b>	<b>300</b>	<b>27%</b>

**ST. CLAIR COUNTY BOARD DISTRICT 2**

For Member Of The County Board

Number of Precincts:		14	
Precincts Reporting:		14	
Ballots Cast: (16,581 voters)		2,504	15%
<b>G. W. SCOTT, JR.</b>	<b>DEM</b>	<b>440</b>	<b>18%</b>

### ST. CLAIR COUNTY BOARD DISTRICT 3

For Member Of The County Board

Number of Precincts:		10	
Precincts Reporting:		10	
Ballots Cast: (5,980 voters)		338	6%
<b>ROY MOSLEY, JR.</b>	<b>DEM</b>	<b>64</b>	<b>19%</b>

### ST. CLAIR COUNTY BOARD DISTRICT 4

For Member Of The County Board

Number of Precincts:		13	
Precincts Reporting:		13	
Ballots Cast: (7,367 voters)		1,528	21%
<b>HARRY HOLLINGSWORTH</b>	<b>DEM</b>	<b>559</b>	<b>37%</b>

### ST. CLAIR COUNTY BOARD DISTRICT 5

For Member Of The County Board

Number of Precincts:		8	
Precincts Reporting:		8	
Ballots Cast: (4,715 voters)		483	10%
<b>LONNIE MOSLEY</b>	<b>DEM</b>	<b>167</b>	<b>35%</b>

### ST. CLAIR COUNTY BOARD DISTRICT 6

For Member Of The County Board

Number of Precincts:		19	
Precincts Reporting:		19	
Ballots Cast: (13,945 voters)		1,765	13%
<b>MARTY CRAWFORD</b>	<b>DEM</b>	<b>314</b>	<b>18%</b>

### ST. CLAIR COUNTY BOARD DISTRICT 7

For Member Of The County Board

Number of Precincts:		11	
Precincts Reporting:		11	
Ballots Cast: (7,544 voters)		647	9%
<b>COURTNEY MOORE</b>	<b>DEM</b>	<b>240</b>	<b>37%</b>



**ST. CLAIR COUNTY BOARD DISTRICT 8**

For Member Of The County Board

Number of Precincts:		20	
Precincts Reporting:		20	
Ballots Cast: (15,358 voters)		2,939	19%
<b>STEVE GOMRIC</b>	<b>DEM</b>	<b>494</b>	<b>17%</b>

**ST. CLAIR COUNTY BOARD DISTRICT 9**

For Member Of The County Board

Number of Precincts:		17	
Precincts Reporting:		17	
Ballots Cast: (12,328 voters)		1,837	15%
<b>KEN EASTERLEY</b>	<b>DEM</b>	<b>449</b>	<b>24%</b>

**ST. CLAIR COUNTY BOARD DISTRICT 10**

For Member Of The County Board

Number of Precincts:		23	
Precincts Reporting:		23	
Ballots Cast: (17,617 voters)		2,796	16%
<b>SCOTT G. GREENWALD</b>	<b>DEM</b>	<b>496</b>	<b>18%</b>

**ST. CLAIR COUNTY BOARD DISTRICT 11**

For Member Of The County Board

Number of Precincts:		11	
Precincts Reporting:		11	
Ballots Cast: (10,728 voters)		1,501	14%
<b>KENNETH G. SHARKEY</b>	<b>DEM</b>	<b>465</b>	<b>31%</b>

**ST. CLAIR COUNTY BOARD DISTRICT 12**

For Member Of The County Board

Number of Precincts:		14	
Precincts Reporting:		14	
Ballots Cast: (11,803 voters)		1,509	13%
<b>C. RICHARD VERNIER</b>	<b>DEM</b>	<b>350</b>	<b>23%</b>

**ST. CLAIR COUNTY BOARD DISTRICT 13**

For Member Of The County Board

Number of Precincts:		18	
Precincts Reporting:		18	
Ballots Cast: (19,185 voters)		2,956	15%
<b>NO CANDIDATE</b>	<b>DEM</b>	<b>0</b>	<b>0%</b>

**ST. CLAIR COUNTY BOARD DISTRICT 14**

For Member Of The County Board

Number of Precincts:		16	
Precincts Reporting:		16	
Ballots Cast: (13,562 voters)		1,910	14%
<b>BOB TRENTMAN</b>	<b>DEM</b>	<b>447</b>	<b>23%</b>

**ST. CLAIR COUNTY BOARD DISTRICT 15**

For Member Of The County Board

Number of Precincts:		14	
Precincts Reporting:		14	
Ballots Cast: (13,546 voters)		1,687	12%
<b>JERRY DINGES</b>	<b>DEM</b>	<b>354</b>	<b>21%</b>

**ST. CLAIR COUNTY BOARD DISTRICT 16**

For Member Of The County Board

Number of Precincts:		14	
Precincts Reporting:		14	
Ballots Cast: (13,221 voters)		1,859	14%
<b>C. J. BARICEVIC</b>	<b>DEM</b>	<b>234</b>	<b>13%</b>
<b>PHILLIP G. ELMORE</b>	<b>DEM</b>	<b>178</b>	<b>10%</b>

**ST. CLAIR COUNTY BOARD DISTRICT 17**

For Member Of The County Board

Number of Precincts:		19	
Precincts Reporting:		19	
Ballots Cast: (16,899 voters)		3,087	18%
<b>SCOTT TIEMAN</b>	<b>DEM</b>	<b>348</b>	<b>11%</b>

**ST. CLAIR COUNTY BOARD DISTRICT 18**

For Member Of The County Board

Number of Precincts:		13	
Precincts Reporting:		13	
Ballots Cast: (12,811 voters)		3,464	27%
<b>NO CANDIDATE</b>	<b>DEM</b>	<b>0</b>	<b>0%</b>

**ST. CLAIR COUNTY BOARD DISTRICT 19**

For Member Of The County Board

Number of Precincts:		15	
Precincts Reporting:		15	
Ballots Cast: (15,123 voters)		3,486	23%
<b>NO CANDIDATE</b>	<b>DEM</b>	<b>0</b>	<b>0%</b>

**ST. CLAIR COUNTY BOARD DISTRICT 20**

For Member Of The County Board

Number of Precincts:		14	
Precincts Reporting:		14	
Ballots Cast: (13,689 voters)		2,638	19%
<b>NO CANDIDATE</b>	<b>DEM</b>	<b>0</b>	<b>0%</b>

**ST. CLAIR COUNTY BOARD DISTRICT 21**

For Member Of The County Board

Number of Precincts:		11	
Precincts Reporting:		11	
Ballots Cast: (12,918 voters)		3,304	26%
<b>JOEL FUNK</b>	<b>DEM</b>	<b>303</b>	<b>9%</b>

**ST. CLAIR COUNTY BOARD DISTRICT 22**

For Member Of The County Board

Number of Precincts:		16	
Precincts Reporting:		16	
Ballots Cast: (14,810 voters)		1,880	13%
<b>SUSAN GRUBERMAN</b>	<b>DEM</b>	<b>382</b>	<b>20%</b>

**ST. CLAIR COUNTY BOARD DISTRICT 23**

For Member Of The County Board

Number of Precincts:		9	
Precincts Reporting:		9	
Ballots Cast: (10,705 voters)		1,666	16%
<b>JANA A. MOLL</b>	<b>DEM</b>	<b>165</b>	<b>10%</b>

**ST. CLAIR COUNTY BOARD DISTRICT 24**

For Member Of The County Board

Number of Precincts:		14	
Precincts Reporting:		14	
Ballots Cast: (17,997 voters)		3,074	17%
<b>NO CANDIDATE</b>	<b>DEM</b>	<b>0</b>	<b>0%</b>

**ST. CLAIR COUNTY BOARD DISTRICT 25**

For Member Of The County Board

Number of Precincts:		13	
Precincts Reporting:		13	
Ballots Cast: (16,882 voters)		2,322	14%
<b>RICHIE MEILE</b>	<b>DEM</b>	<b>418</b>	<b>18%</b>

**ST. CLAIR COUNTY BOARD DISTRICT 26**

For Member Of The County Board

Number of Precincts:		10	
Precincts Reporting:		10	
Ballots Cast: (11,594 voters)		1,767	15%
<b>NO CANDIDATE</b>	<b>DEM</b>	<b>0</b>	<b>0%</b>

**ST. CLAIR COUNTY BOARD DISTRICT 27**

For Member Of The County Board

Number of Precincts:		11	
Precincts Reporting:		11	
Ballots Cast: (12,526 voters)		1,766	14%
<b>NO CANDIDATE</b>	<b>DEM</b>	<b>0</b>	<b>0%</b>

## ST. CLAIR COUNTY BOARD DISTRICT 28

For Member Of The County Board

Number of Precincts:		10	
Precincts Reporting:		10	
Ballots Cast: (12,701 voters)		1,989	16%
<b>NO CANDIDATE</b>	<b>DEM</b>	<b>0</b>	<b>0%</b>

## 5TH JUDICIAL DISTRICT

For Judge Of The Appellate Court(To Fill The Vacancy Of The Hon. David K. Overstreet)

Number of Precincts:		190	
Precincts Reporting:		190	
Ballots Cast: (163,376 voters)		25,871	16%
<b>BRIAN ROBERTS</b>	<b>DEM</b>	<b>9,750</b>	<b>38%</b>

## 20TH JUDICIAL CIRCUIT

For Judge Of The Circuit Court(To Fill The Vacancy Of The Hon. Ronald R. Duebbert)

Number of Precincts:		190	
Precincts Reporting:		190	
Ballots Cast: (163,376 voters)		25,871	16%
<b>PATRICK R. FOLEY</b>	<b>DEM</b>	<b>9,851</b>	<b>38%</b>

## 20TH JUDICIAL CIRCUIT

For Judge Of The Circuit Court(To Fill The Vacancy Of The Hon. Stephen P. McGlynn )

Number of Precincts:		190	
Precincts Reporting:		190	
Ballots Cast: (163,376 voters)		25,871	16%
<b>KEVIN T. HOERNER</b>	<b>DEM</b>	<b>9,882</b>	<b>38%</b>

## BELLEVILLE 1

For Precinct Committeeperson

Number of Precincts:		1	
Precincts Reporting:		1	
Ballots Cast: (649 voters)		87	13%
<b>BRYAN W. WHITAKER</b>	<b>DEM</b>	<b>43</b>	<b>49%</b>

## BELLEVILLE 2

For Precinct Committeeperson

Number of Precincts:		1	
Precincts Reporting:		1	
Ballots Cast: (1,193 voters)		111	9%
<b>NO CANDIDATE</b>	<b>DEM</b>	<b>0</b>	<b>0%</b>

## BELLEVILLE 3

For Precinct Committeeperson

Number of Precincts:		1	
Precincts Reporting:		1	
Ballots Cast: (823 voters)		91	11%
<b>NO CANDIDATE</b>	<b>DEM</b>	<b>0</b>	<b>0%</b>

## BELLEVILLE 4

For Precinct Committeeperson

Number of Precincts:		1	
Precincts Reporting:		1	
Ballots Cast: (767 voters)		116	15%
<b>ALEX ENYART</b>	<b>DEM</b>	<b>48</b>	<b>41%</b>

## BELLEVILLE 5

For Precinct Committeeperson

Number of Precincts:		1	
Precincts Reporting:		1	
Ballots Cast: (786 voters)		80	10%
<b>NO CANDIDATE</b>	<b>DEM</b>	<b>0</b>	<b>0%</b>

## BELLEVILLE 6

For Precinct Committeeperson

Number of Precincts:		1	
Precincts Reporting:		1	
Ballots Cast: (838 voters)		70	8%
<b>NO CANDIDATE</b>	<b>DEM</b>	<b>0</b>	<b>0%</b>

## BELLEVILLE 7

For Precinct Committeeperson

Number of Precincts:		1	
Precincts Reporting:		1	
Ballots Cast: (708 voters)		65	9%
<b>NO CANDIDATE</b>	<b>DEM</b>	<b>0</b>	<b>0%</b>

## BELLEVILLE 8

For Precinct Committeeperson

Number of Precincts:		1	
Precincts Reporting:		1	
Ballots Cast: (646 voters)		78	12%
<b>NO CANDIDATE</b>	<b>DEM</b>	<b>0</b>	<b>0%</b>

## BELLEVILLE 9

For Precinct Committeeperson

Number of Precincts:		1	
Precincts Reporting:		1	
Ballots Cast: (559 voters)		75	13%
<b>NO CANDIDATE</b>	<b>DEM</b>	<b>0</b>	<b>0%</b>

## BELLEVILLE 10

For Precinct Committeeperson

Number of Precincts:		1	
Precincts Reporting:		1	
Ballots Cast: (639 voters)		61	10%
<b>BRANDI SCHLATTWEILER</b>	<b>DEM</b>	<b>25</b>	<b>41%</b>

## BELLEVILLE 11

For Precinct Committeeperson

Number of Precincts:		1	
Precincts Reporting:		1	
Ballots Cast: (558 voters)		66	12%
<b>NO CANDIDATE</b>	<b>DEM</b>	<b>0</b>	<b>0%</b>

**BELLEVILLE 12**

For Precinct Committeeperson

Number of Precincts:		1	
Precincts Reporting:		1	
Ballots Cast: (761 voters)		80	11%
<b>JOHNNIE ANTHONY</b>	<b>DEM</b>	<b>52</b>	<b>65%</b>

**BELLEVILLE 13**

For Precinct Committeeperson

Number of Precincts:		1	
Precincts Reporting:		1	
Ballots Cast: (1,047 voters)		83	8%
<b>NO CANDIDATE</b>	<b>DEM</b>	<b>0</b>	<b>0%</b>

**BELLEVILLE 14**

For Precinct Committeeperson

Number of Precincts:		1	
Precincts Reporting:		1	
Ballots Cast: (994 voters)		155	16%
<b>KEN EASTERLEY</b>	<b>DEM</b>	<b>98</b>	<b>63%</b>

**BELLEVILLE 15**

For Precinct Committeeperson

Number of Precincts:		1	
Precincts Reporting:		1	
Ballots Cast: (629 voters)		78	12%
<b>IRMA G. GOLLIDAY</b>	<b>DEM</b>	<b>54</b>	<b>69%</b>

**BELLEVILLE 16**

For Precinct Committeeperson

Number of Precincts:		1	
Precincts Reporting:		1	
Ballots Cast: (883 voters)		95	11%
<b>NO CANDIDATE</b>	<b>DEM</b>	<b>0</b>	<b>0%</b>



**BELLEVILLE 17**

For Precinct Committeeperson

Number of Precincts:		1	
Precincts Reporting:		1	
Ballots Cast: (689 voters)		85	12%
<b>NO CANDIDATE</b>	<b>DEM</b>	<b>0</b>	<b>0%</b>

**BELLEVILLE 18**

For Precinct Committeeperson

Number of Precincts:		1	
Precincts Reporting:		1	
Ballots Cast: (604 voters)		69	11%
<b>NO CANDIDATE</b>	<b>DEM</b>	<b>0</b>	<b>0%</b>

**BELLEVILLE 19**

For Precinct Committeeperson

Number of Precincts:		1	
Precincts Reporting:		1	
Ballots Cast: (650 voters)		75	12%
<b>NO CANDIDATE</b>	<b>DEM</b>	<b>0</b>	<b>0%</b>

**BELLEVILLE 20**

For Precinct Committeeperson

Number of Precincts:		1	
Precincts Reporting:		1	
Ballots Cast: (930 voters)		112	12%
<b>NO CANDIDATE</b>	<b>DEM</b>	<b>0</b>	<b>0%</b>

**BELLEVILLE 21**

For Precinct Committeeperson

Number of Precincts:		1	
Precincts Reporting:		1	
Ballots Cast: (730 voters)		83	11%
<b>NO CANDIDATE</b>	<b>DEM</b>	<b>0</b>	<b>0%</b>

**BELLEVILLE 22**

For Precinct Committeeperson

Number of Precincts:		1	
Precincts Reporting:		1	
Ballots Cast: (1,463 voters)		202	14%
<b>MARK A. KERN</b>	<b>DEM</b>	<b>107</b>	<b>53%</b>

**BELLEVILLE 23**

For Precinct Committeeperson

Number of Precincts:		1	
Precincts Reporting:		1	
Ballots Cast: (748 voters)		120	16%
<b>NO CANDIDATE</b>	<b>DEM</b>	<b>0</b>	<b>0%</b>

**BELLEVILLE 24**

For Precinct Committeeperson

Number of Precincts:		1	
Precincts Reporting:		1	
Ballots Cast: (971 voters)		179	18%
<b>NO CANDIDATE</b>	<b>DEM</b>	<b>0</b>	<b>0%</b>

**BELLEVILLE 25**

For Precinct Committeeperson

Number of Precincts:		1	
Precincts Reporting:		1	
Ballots Cast: (698 voters)		125	18%
<b>DANE C. NELSON</b>	<b>DEM</b>	<b>75</b>	<b>60%</b>

**BELLEVILLE 26**

For Precinct Committeeperson

Number of Precincts:		1	
Precincts Reporting:		1	
Ballots Cast: (1,777 voters)		193	11%
<b>KENDALL STACKER</b>	<b>DEM</b>	<b>106</b>	<b>55%</b>

**BELLEVILLE 27**

For Precinct Committeeperson

Number of Precincts:		1	
Precincts Reporting:		1	
Ballots Cast: (657 voters)		97	15%
<b>NO CANDIDATE</b>	<b>DEM</b>	<b>0</b>	<b>0%</b>

**BELLEVILLE 28**

For Precinct Committeeperson

Number of Precincts:		1	
Precincts Reporting:		1	
Ballots Cast: (703 voters)		117	17%
<b>ROGER OSTHOFF</b>	<b>DEM</b>	<b>49</b>	<b>42%</b>

**BELLEVILLE 29**

For Precinct Committeeperson

Number of Precincts:		1	
Precincts Reporting:		1	
Ballots Cast: (696 voters)		92	13%
<b>BARBARA A. STAPLES KING</b>	<b>DEM</b>	<b>48</b>	<b>52%</b>

**BELLEVILLE 30**

For Precinct Committeeperson

Number of Precincts:		1	
Precincts Reporting:		1	
Ballots Cast: (538 voters)		69	13%
<b>NO CANDIDATE</b>	<b>DEM</b>	<b>0</b>	<b>0%</b>

**BELLEVILLE 31**

For Precinct Committeeperson

Number of Precincts:		1	
Precincts Reporting:		1	
Ballots Cast: (862 voters)		122	14%
<b>KELVIN ELLIS</b>	<b>DEM</b>	<b>55</b>	<b>45%</b>

**BELLEVILLE 32**

For Precinct Committeeperson

Number of Precincts:		1	
Precincts Reporting:		1	
Ballots Cast: (807 voters)		119	15%
<b>NO CANDIDATE</b>	<b>DEM</b>	<b>0</b>	<b>0%</b>

**BELLEVILLE 33**

For Precinct Committeeperson

Number of Precincts:		1	
Precincts Reporting:		1	
Ballots Cast: (753 voters)		95	13%
<b>NO CANDIDATE</b>	<b>DEM</b>	<b>0</b>	<b>0%</b>

**BELLEVILLE 34**

For Precinct Committeeperson

Number of Precincts:		1	
Precincts Reporting:		1	
Ballots Cast: (331 voters)		48	15%
<b>NO CANDIDATE</b>	<b>DEM</b>	<b>0</b>	<b>0%</b>

**BELLEVILLE 35**

For Precinct Committeeperson

Number of Precincts:		1	
Precincts Reporting:		1	
Ballots Cast: (1,319 voters)		305	23%
<b>ROBERT J. SPRAGUE</b>	<b>DEM</b>	<b>109</b>	<b>36%</b>

**MASCOUTAH 1**

For Precinct Committeeperson

Number of Precincts:		1	
Precincts Reporting:		1	
Ballots Cast: (1,212 voters)		228	19%
<b>NO CANDIDATE</b>	<b>DEM</b>	<b>0</b>	<b>0%</b>

## MASCOUTAH 2

For Precinct Committeeperson

Number of Precincts:		1	
Precincts Reporting:		1	
Ballots Cast: (1,619 voters)		293	18%
<b>DONNA CAMERON</b>	<b>DEM</b>	<b>69</b>	<b>24%</b>

## MASCOUTAH 3

For Precinct Committeeperson

Number of Precincts:		1	
Precincts Reporting:		1	
Ballots Cast: (1,913 voters)		391	20%
<b>NO CANDIDATE</b>	<b>DEM</b>	<b>0</b>	<b>0%</b>

## MASCOUTAH 4

For Precinct Committeeperson

Number of Precincts:		1	
Precincts Reporting:		1	
Ballots Cast: (1,283 voters)		252	20%
<b>NO CANDIDATE</b>	<b>DEM</b>	<b>0</b>	<b>0%</b>

## LEBANON 1

For Precinct Committeeperson

Number of Precincts:		1	
Precincts Reporting:		1	
Ballots Cast: (1,548 voters)		260	17%
<b>NO CANDIDATE</b>	<b>DEM</b>	<b>0</b>	<b>0%</b>

## LEBANON 2

For Precinct Committeeperson

Number of Precincts:		1	
Precincts Reporting:		1	
Ballots Cast: (740 voters)		111	15%
<b>NO CANDIDATE</b>	<b>DEM</b>	<b>0</b>	<b>0%</b>

### LEBANON 3

For Precinct Committeeperson

Number of Precincts:		1	
Precincts Reporting:		1	
Ballots Cast: (462 voters)		106	23%
<b>NO CANDIDATE</b>	<b>DEM</b>	<b>0</b>	<b>0%</b>

### SHILOH VALLEY 1

For Precinct Committeeperson

Number of Precincts:		1	
Precincts Reporting:		1	
Ballots Cast: (1,500 voters)		224	15%
<b>NO CANDIDATE</b>	<b>DEM</b>	<b>0</b>	<b>0%</b>

### SHILOH VALLEY 2

For Precinct Committeeperson

Number of Precincts:		1	
Precincts Reporting:		1	
Ballots Cast: (1,265 voters)		101	8%
<b>NO CANDIDATE</b>	<b>DEM</b>	<b>0</b>	<b>0%</b>

### SHILOH VALLEY 3

For Precinct Committeeperson

Number of Precincts:		1	
Precincts Reporting:		1	
Ballots Cast: (1,124 voters)		166	15%
<b>NO CANDIDATE</b>	<b>DEM</b>	<b>0</b>	<b>0%</b>

### SHILOH VALLEY 4

For Precinct Committeeperson

Number of Precincts:		1	
Precincts Reporting:		1	
Ballots Cast: (742 voters)		133	18%
<b>NO CANDIDATE</b>	<b>DEM</b>	<b>0</b>	<b>0%</b>

## SHILOH VALLEY 5

For Precinct Committeeperson

Number of Precincts:		1	
Precincts Reporting:		1	
Ballots Cast: (1,401 voters)		191	14%
<b>NO CANDIDATE</b>	<b>DEM</b>	<b>0</b>	<b>0%</b>

## O FALLON 1

For Precinct Committeeperson

Number of Precincts:		1	
Precincts Reporting:		1	
Ballots Cast: (1,001 voters)		144	14%
<b>SUSAN HINES-WOBBE</b>	<b>DEM</b>	<b>55</b>	<b>38%</b>

## O FALLON 2

For Precinct Committeeperson

Number of Precincts:		1	
Precincts Reporting:		1	
Ballots Cast: (1,128 voters)		106	9%
<b>NO CANDIDATE</b>	<b>DEM</b>	<b>0</b>	<b>0%</b>

## O FALLON 3

For Precinct Committeeperson

Number of Precincts:		1	
Precincts Reporting:		1	
Ballots Cast: (715 voters)		120	17%
<b>NO CANDIDATE</b>	<b>DEM</b>	<b>0</b>	<b>0%</b>

## O FALLON 4

For Precinct Committeeperson

Number of Precincts:		1	
Precincts Reporting:		1	
Ballots Cast: (563 voters)		128	23%
<b>NO CANDIDATE</b>	<b>DEM</b>	<b>0</b>	<b>0%</b>

**O FALLON 5**

For Precinct Committeeperson

Number of Precincts:		1	
Precincts Reporting:		1	
Ballots Cast: (1,023 voters)		137	13%
<b>NO CANDIDATE</b>	<b>DEM</b>	<b>0</b>	<b>0%</b>

**O FALLON 6**

For Precinct Committeeperson

Number of Precincts:		1	
Precincts Reporting:		1	
Ballots Cast: (800 voters)		124	16%
<b>SANDRA TEAL</b>	<b>DEM</b>	<b>51</b>	<b>41%</b>

**O FALLON 7**

For Precinct Committeeperson

Number of Precincts:		1	
Precincts Reporting:		1	
Ballots Cast: (1,087 voters)		237	22%
<b>F. LEO WELCH</b>	<b>DEM</b>	<b>84</b>	<b>35%</b>

**O FALLON 8**

For Precinct Committeeperson

Number of Precincts:		1	
Precincts Reporting:		1	
Ballots Cast: (1,398 voters)		244	17%
<b>RANDA HAUTLY</b>	<b>DEM</b>	<b>72</b>	<b>30%</b>

**O FALLON 9**

For Precinct Committeeperson

Number of Precincts:		1	
Precincts Reporting:		1	
Ballots Cast: (1,101 voters)		177	16%
<b>DENNIS MUYLEART</b>	<b>DEM</b>	<b>52</b>	<b>29%</b>



**O FALLON 10**

For Precinct Committeeperson

Number of Precincts:		1	
Precincts Reporting:		1	
Ballots Cast: (1,137 voters)		151	13%
<b>NO CANDIDATE</b>	<b>DEM</b>	<b>0</b>	<b>0%</b>

**O FALLON 11**

For Precinct Committeeperson

Number of Precincts:		1	
Precincts Reporting:		1	
Ballots Cast: (1,215 voters)		212	17%
<b>NO CANDIDATE</b>	<b>DEM</b>	<b>0</b>	<b>0%</b>

**O FALLON 12**

For Precinct Committeeperson

Number of Precincts:		1	
Precincts Reporting:		1	
Ballots Cast: (1,333 voters)		251	19%
<b>NO CANDIDATE</b>	<b>DEM</b>	<b>0</b>	<b>0%</b>

**O FALLON 13**

For Precinct Committeeperson

Number of Precincts:		1	
Precincts Reporting:		1	
Ballots Cast: (1,217 voters)		165	14%
<b>RICHIE MEILE</b>	<b>DEM</b>	<b>52</b>	<b>32%</b>

**O FALLON 14**

For Precinct Committeeperson

Number of Precincts:		1	
Precincts Reporting:		1	
Ballots Cast: (823 voters)		127	15%
<b>NO CANDIDATE</b>	<b>DEM</b>	<b>0</b>	<b>0%</b>

**O FALLON 15**

For Precinct Committeeperson

Number of Precincts:		1	
Precincts Reporting:		1	
Ballots Cast: (1,300 voters)		215	17%
<b>MADELYN DALEY</b>	<b>DEM</b>	<b>52</b>	<b>24%</b>

**O FALLON 16**

For Precinct Committeeperson

Number of Precincts:		1	
Precincts Reporting:		1	
Ballots Cast: (1,414 voters)		221	16%
<b>NO CANDIDATE</b>	<b>DEM</b>	<b>0</b>	<b>0%</b>

**O FALLON 17**

For Precinct Committeeperson

Number of Precincts:		1	
Precincts Reporting:		1	
Ballots Cast: (1,012 voters)		145	14%
<b>NO CANDIDATE</b>	<b>DEM</b>	<b>0</b>	<b>0%</b>

**O FALLON 18**

For Precinct Committeeperson

Number of Precincts:		1	
Precincts Reporting:		1	
Ballots Cast: (761 voters)		91	12%
<b>NO CANDIDATE</b>	<b>DEM</b>	<b>0</b>	<b>0%</b>

**ST CLAIR 1**

For Precinct Committeeperson

Number of Precincts:		1	
Precincts Reporting:		1	
Ballots Cast: (842 voters)		85	10%
<b>THOMAS RICHARD</b>	<b>DEM</b>	<b>41</b>	<b>48%</b>

## ST CLAIR 2

For Precinct Committeeperson

Number of Precincts:		1	
Precincts Reporting:		1	
Ballots Cast: (720 voters)		105	15%
<b>RANDOLPH L. PIERCE</b>	<b>DEM</b>	<b>33</b>	<b>31%</b>

## ST CLAIR 3

For Precinct Committeeperson

Number of Precincts:		1	
Precincts Reporting:		1	
Ballots Cast: (688 voters)		92	13%
<b>ROBERT KECK</b>	<b>DEM</b>	<b>50</b>	<b>54%</b>

## ST CLAIR 4

For Precinct Committeeperson

Number of Precincts:		1	
Precincts Reporting:		1	
Ballots Cast: (755 voters)		96	13%
<b>RICHARD C. EFFINGER</b>	<b>DEM</b>	<b>35</b>	<b>36%</b>

## ST CLAIR 5

For Precinct Committeeperson

Number of Precincts:		1	
Precincts Reporting:		1	
Ballots Cast: (549 voters)		107	19%
<b>JANA A. MOLL</b>	<b>DEM</b>	<b>37</b>	<b>35%</b>

## ST CLAIR 6

For Precinct Committeeperson

Number of Precincts:		1	
Precincts Reporting:		1	
Ballots Cast: (654 voters)		114	17%
<b>JESSICA MOTSINGER</b>	<b>DEM</b>	<b>43</b>	<b>38%</b>

## ST CLAIR 7

For Precinct Committeeperson

Number of Precincts:		1	
Precincts Reporting:		1	
Ballots Cast: (658 voters)		112	17%
<b>NO CANDIDATE</b>	<b>DEM</b>	<b>0</b>	<b>0%</b>

## ST CLAIR 8

For Precinct Committeeperson

Number of Precincts:		1	
Precincts Reporting:		1	
Ballots Cast: (1,082 voters)		243	22%
<b>MICHAEL L. GREENFIELD</b>	<b>DEM</b>	<b>96</b>	<b>40%</b>

## ST CLAIR 9

For Precinct Committeeperson

Number of Precincts:		1	
Precincts Reporting:		1	
Ballots Cast: (903 voters)		110	12%
<b>NO CANDIDATE</b>	<b>DEM</b>	<b>0</b>	<b>0%</b>

## ST CLAIR 10

For Precinct Committeeperson

Number of Precincts:		1	
Precincts Reporting:		1	
Ballots Cast: (710 voters)		98	14%
<b>GLORIA COLLIER</b>	<b>DEM</b>	<b>42</b>	<b>43%</b>

## ST CLAIR 11

For Precinct Committeeperson

Number of Precincts:		1	
Precincts Reporting:		1	
Ballots Cast: (781 voters)		96	12%
<b>MATTHEW BURKE</b>	<b>DEM</b>	<b>32</b>	<b>33%</b>

**ST CLAIR 12**

For Precinct Committeeperson

Number of Precincts:		1	
Precincts Reporting:		1	
Ballots Cast: (1,096 voters)		130	12%
<b>NO CANDIDATE</b>	<b>DEM</b>	<b>0</b>	<b>0%</b>

**ST CLAIR 13**

For Precinct Committeeperson

Number of Precincts:		1	
Precincts Reporting:		1	
Ballots Cast: (769 voters)		161	21%
<b>ANGELA GROSSMANN-ROEWE</b>	<b>DEM</b>	<b>59</b>	<b>37%</b>

**ST CLAIR 14**

For Precinct Committeeperson

Number of Precincts:		1	
Precincts Reporting:		1	
Ballots Cast: (779 voters)		63	8%
<b>NO CANDIDATE</b>	<b>DEM</b>	<b>0</b>	<b>0%</b>

**ST CLAIR 15**

For Precinct Committeeperson

Number of Precincts:		1	
Precincts Reporting:		1	
Ballots Cast: (1,340 voters)		225	17%
<b>NO CANDIDATE</b>	<b>DEM</b>	<b>0</b>	<b>0%</b>

**ST CLAIR 16**

For Precinct Committeeperson

Number of Precincts:		1	
Precincts Reporting:		1	
Ballots Cast: (1,118 voters)		114	10%
<b>HENRY PEARSON</b>	<b>DEM</b>	<b>82</b>	<b>72%</b>

**ST CLAIR 17**

For Precinct Committeeperson

Number of Precincts:		1	
Precincts Reporting:		1	
Ballots Cast: (577 voters)		35	6%
<b>NO CANDIDATE</b>	<b>DEM</b>	<b>0</b>	<b>0%</b>

**ST CLAIR 18**

For Precinct Committeeperson

Number of Precincts:		1	
Precincts Reporting:		1	
Ballots Cast: (627 voters)		77	12%
<b>NO CANDIDATE</b>	<b>DEM</b>	<b>0</b>	<b>0%</b>

**ST CLAIR 19**

For Precinct Committeeperson

Number of Precincts:		1	
Precincts Reporting:		1	
Ballots Cast: (647 voters)		116	18%
<b>BOB TRENTMAN</b>	<b>DEM</b>	<b>40</b>	<b>34%</b>

**ST CLAIR 20**

For Precinct Committeeperson

Number of Precincts:		1	
Precincts Reporting:		1	
Ballots Cast: (761 voters)		154	20%
<b>JAY C. HOFFMAN</b>	<b>DEM</b>	<b>64</b>	<b>42%</b>

**ST CLAIR 21**

For Precinct Committeeperson

Number of Precincts:		1	
Precincts Reporting:		1	
Ballots Cast: (595 voters)		100	17%
<b>MARGARET HOFFMANN</b>	<b>DEM</b>	<b>27</b>	<b>27%</b>

**ST CLAIR 22**

For Precinct Committeeperson

Number of Precincts:		1	
Precincts Reporting:		1	
Ballots Cast: (460 voters)		43	9%
<b>ANGELA M. CHAPMAN</b>	<b>DEM</b>	<b>31</b>	<b>72%</b>

**ST CLAIR 23**

For Precinct Committeeperson

Number of Precincts:		1	
Precincts Reporting:		1	
Ballots Cast: (1,438 voters)		250	17%
<b>SAM MORGAN</b>	<b>DEM</b>	<b>129</b>	<b>52%</b>

**ST CLAIR 24**

For Precinct Committeeperson

Number of Precincts:		1	
Precincts Reporting:		1	
Ballots Cast: (750 voters)		161	21%
<b>WILLIAM F. "KEELEY, III"</b>	<b>DEM</b>	<b>62</b>	<b>39%</b>

**ST CLAIR 25**

For Precinct Committeeperson

Number of Precincts:		1	
Precincts Reporting:		1	
Ballots Cast: (1,470 voters)		229	16%
<b>JEFF PARKER</b>	<b>DEM</b>	<b>138</b>	<b>60%</b>

**ST CLAIR 26**

For Precinct Committeeperson

Number of Precincts:		1	
Precincts Reporting:		1	
Ballots Cast: (926 voters)		149	16%
<b>AUGUSTUS STACKER</b>	<b>DEM</b>	<b>84</b>	<b>56%</b>

**ST CLAIR 27**

For Precinct Committeeperson

Number of Precincts:		1	
Precincts Reporting:		1	
Ballots Cast: (914 voters)		142	16%
<b>M. PATRICK SCHAEFFER</b>	<b>DEM</b>	<b>60</b>	<b>42%</b>

**ST CLAIR 28**

For Precinct Committeeperson

Number of Precincts:		1	
Precincts Reporting:		1	
Ballots Cast: (914 voters)		184	20%
<b>JOSEPH EUGENE WISDOM</b>	<b>DEM</b>	<b>67</b>	<b>36%</b>

**ST CLAIR 29**

For Precinct Committeeperson

Number of Precincts:		1	
Precincts Reporting:		1	
Ballots Cast: (907 voters)		104	11%
<b>SUSAN GRUBERMAN</b>	<b>DEM</b>	<b>63</b>	<b>61%</b>

**ST CLAIR 30**

For Precinct Committeeperson

Number of Precincts:		1	
Precincts Reporting:		1	
Ballots Cast: (756 voters)		138	18%
<b>NO CANDIDATE</b>	<b>DEM</b>	<b>0</b>	<b>0%</b>

**ST CLAIR 31**

For Precinct Committeeperson

Number of Precincts:		1	
Precincts Reporting:		1	
Ballots Cast: (812 voters)		133	16%
<b>FRANK BELL</b>	<b>DEM</b>	<b>65</b>	<b>49%</b>



## CASEYVILLE 1

For Precinct Committeeperson

Number of Precincts:		1	
Precincts Reporting:		1	
Ballots Cast: (1,018 voters)		147	14%
<b>RANDALL "RANDY" SMITH</b>	<b>DEM</b>	<b>41</b>	<b>28%</b>

## CASEYVILLE 2

For Precinct Committeeperson

Number of Precincts:		1	
Precincts Reporting:		1	
Ballots Cast: (1,655 voters)		212	13%
<b>NO CANDIDATE</b>	<b>DEM</b>	<b>0</b>	<b>0%</b>

## CASEYVILLE 3

For Precinct Committeeperson

Number of Precincts:		1	
Precincts Reporting:		1	
Ballots Cast: (656 voters)		95	14%
<b>GREGORY COLEMAN</b>	<b>DEM</b>	<b>46</b>	<b>48%</b>

## CASEYVILLE 4

For Precinct Committeeperson

Number of Precincts:		1	
Precincts Reporting:		1	
Ballots Cast: (727 voters)		137	19%
<b>NO CANDIDATE</b>	<b>DEM</b>	<b>0</b>	<b>0%</b>

## CASEYVILLE 5

For Precinct Committeeperson

Number of Precincts:		1	
Precincts Reporting:		1	
Ballots Cast: (1,525 voters)		237	16%
<b>GEORGE A. MARKEZICH</b>	<b>DEM</b>	<b>85</b>	<b>36%</b>

## CASEYVILLE 6

For Precinct Committeeperson

Number of Precincts:		1	
Precincts Reporting:		1	
Ballots Cast: (544 voters)		80	15%
<b>NO CANDIDATE</b>	<b>DEM</b>	<b>0</b>	<b>0%</b>

## CASEYVILLE 7

For Precinct Committeeperson

Number of Precincts:		1	
Precincts Reporting:		1	
Ballots Cast: (682 voters)		86	13%
<b>WALTER "WALLY" ABERNATHY</b>	<b>DEM</b>	<b>34</b>	<b>40%</b>

## CASEYVILLE 8

For Precinct Committeeperson

Number of Precincts:		1	
Precincts Reporting:		1	
Ballots Cast: (928 voters)		191	21%
<b>KAREN J. KAUFHOLD</b>	<b>DEM</b>	<b>78</b>	<b>41%</b>

## CASEYVILLE 9

For Precinct Committeeperson

Number of Precincts:		1	
Precincts Reporting:		1	
Ballots Cast: (942 voters)		151	16%
<b>BARBARA ANN BRUMFIELD</b>	<b>DEM</b>	<b>77</b>	<b>51%</b>

## CASEYVILLE 10

For Precinct Committeeperson

Number of Precincts:		1	
Precincts Reporting:		1	
Ballots Cast: (477 voters)		61	13%
<b>RICHARD BATTAS</b>	<b>DEM</b>	<b>41</b>	<b>67%</b>

## CASEYVILLE 11

For Precinct Committeeperson

Number of Precincts:		1	
Precincts Reporting:		1	
Ballots Cast: (728 voters)		127	17%
<b>NO CANDIDATE</b>	<b>DEM</b>	<b>0</b>	<b>0%</b>

## CASEYVILLE 12

For Precinct Committeeperson

Number of Precincts:		1	
Precincts Reporting:		1	
Ballots Cast: (2,624 voters)		324	12%
<b>ANDREW J. LOPINOT</b>	<b>DEM</b>	<b>129</b>	<b>40%</b>

## CASEYVILLE 13

For Precinct Committeeperson

Number of Precincts:		1	
Precincts Reporting:		1	
Ballots Cast: (799 voters)		130	16%
<b>NO CANDIDATE</b>	<b>DEM</b>	<b>0</b>	<b>0%</b>

## CASEYVILLE 14

For Precinct Committeeperson

Number of Precincts:		1	
Precincts Reporting:		1	
Ballots Cast: (609 voters)		86	14%
<b>MATTHEW CASPER-BASSLER</b>	<b>DEM</b>	<b>35</b>	<b>41%</b>

## CASEYVILLE 15

For Precinct Committeeperson

Number of Precincts:		1	
Precincts Reporting:		1	
Ballots Cast: (485 voters)		69	14%
<b>ANTHONY J. LE FLORE</b>	<b>DEM</b>	<b>43</b>	<b>62%</b>

**CASEYVILLE 16**

For Precinct Committeeperson

Number of Precincts:		1	
Precincts Reporting:		1	
Ballots Cast: (419 voters)		71	17%
<b>DUSTIN J. MORRISON</b>	<b>DEM</b>	<b>27</b>	<b>38%</b>

**CASEYVILLE 17**

For Precinct Committeeperson

Number of Precincts:		1	
Precincts Reporting:		1	
Ballots Cast: (850 voters)		147	17%
<b>G. W. SCOTT, SR.</b>	<b>DEM</b>	<b>65</b>	<b>44%</b>

**CASEYVILLE 18**

For Precinct Committeeperson

Number of Precincts:		1	
Precincts Reporting:		1	
Ballots Cast: (2,019 voters)		304	15%
<b>CALVIN DYE, SR.</b>	<b>DEM</b>	<b>158</b>	<b>52%</b>

**CASEYVILLE 19**

For Precinct Committeeperson

Number of Precincts:		1	
Precincts Reporting:		1	
Ballots Cast: (517 voters)		92	18%
<b>NO CANDIDATE</b>	<b>DEM</b>	<b>0</b>	<b>0%</b>

**CASEYVILLE 20**

For Precinct Committeeperson

Number of Precincts:		1	
Precincts Reporting:		1	
Ballots Cast: (462 voters)		63	14%
<b>SCOTT GREENWALD</b>	<b>DEM</b>	<b>28</b>	<b>44%</b>

## CASEYVILLE 21

For Precinct Committeeperson

Number of Precincts:		1	
Precincts Reporting:		1	
Ballots Cast: (1,003 voters)		156	16%
<b>RICHARD GIBBS</b>	<b>DEM</b>	<b>59</b>	<b>38%</b>

## CASEYVILLE 22

For Precinct Committeeperson

Number of Precincts:		1	
Precincts Reporting:		1	
Ballots Cast: (486 voters)		58	12%
<b>NO CANDIDATE</b>	<b>DEM</b>	<b>0</b>	<b>0%</b>

## CASEYVILLE 23

For Precinct Committeeperson

Number of Precincts:		1	
Precincts Reporting:		1	
Ballots Cast: (950 voters)		150	16%
<b>DE ANDRE L. BROOKS</b>	<b>DEM</b>	<b>81</b>	<b>54%</b>

## CASEYVILLE 24

For Precinct Committeeperson

Number of Precincts:		1	
Precincts Reporting:		1	
Ballots Cast: (736 voters)		100	14%
<b>MARK T. KUPSKY</b>	<b>DEM</b>	<b>55</b>	<b>55%</b>

## CASEYVILLE 25

For Precinct Committeeperson

Number of Precincts:		1	
Precincts Reporting:		1	
Ballots Cast: (1,127 voters)		132	12%
<b>FRANK BERGMAN</b>	<b>DEM</b>	<b>74</b>	<b>56%</b>

## CASEYVILLE 26

For Precinct Committeeperson

Number of Precincts:		1	
Precincts Reporting:		1	
Ballots Cast: (1,674 voters)		239	14%
<b>DENISE P. WILLIAMS</b>	<b>DEM</b>	<b>140</b>	<b>59%</b>

## STOOKEY 1

For Precinct Committeeperson

Number of Precincts:		1	
Precincts Reporting:		1	
Ballots Cast: (1,676 voters)		582	35%
<b>NO CANDIDATE</b>	<b>DEM</b>	<b>0</b>	<b>0%</b>

## STOOKEY 2

For Precinct Committeeperson

Number of Precincts:		1	
Precincts Reporting:		1	
Ballots Cast: (743 voters)		165	22%
<b>NO CANDIDATE</b>	<b>DEM</b>	<b>0</b>	<b>0%</b>

## STOOKEY 3

For Precinct Committeeperson

Number of Precincts:		1	
Precincts Reporting:		1	
Ballots Cast: (518 voters)		68	13%
<b>NO CANDIDATE</b>	<b>DEM</b>	<b>0</b>	<b>0%</b>

## STOOKEY 4

For Precinct Committeeperson

Number of Precincts:		1	
Precincts Reporting:		1	
Ballots Cast: (625 voters)		110	18%
<b>SCOTT FLOOD</b>	<b>DEM</b>	<b>46</b>	<b>42%</b>

## STOOKEY 5

For Precinct Committeeperson

Number of Precincts:		1	
Precincts Reporting:		1	
Ballots Cast: (340 voters)		52	15%
<b>NO CANDIDATE</b>	<b>DEM</b>	<b>0</b>	<b>0%</b>

## STOOKEY 6

For Precinct Committeeperson

Number of Precincts:		1	
Precincts Reporting:		1	
Ballots Cast: (921 voters)		130	14%
<b>NO CANDIDATE</b>	<b>DEM</b>	<b>0</b>	<b>0%</b>

## STOOKEY 7

For Precinct Committeeperson

Number of Precincts:		1	
Precincts Reporting:		1	
Ballots Cast: (621 voters)		107	17%
<b>NO CANDIDATE</b>	<b>DEM</b>	<b>0</b>	<b>0%</b>

## STOOKEY 8

For Precinct Committeeperson

Number of Precincts:		1	
Precincts Reporting:		1	
Ballots Cast: (421 voters)		60	14%
<b>MICHAEL J. BURKE</b>	<b>DEM</b>	<b>31</b>	<b>52%</b>

## STOOKEY 9

For Precinct Committeeperson

Number of Precincts:		1	
Precincts Reporting:		1	
Ballots Cast: (921 voters)		145	16%
<b>GARRETT P. HOERNER</b>	<b>DEM</b>	<b>82</b>	<b>57%</b>

## STOOKEY 10

For Precinct Committeeperson

Number of Precincts:		1	
Precincts Reporting:		1	
Ballots Cast: (730 voters)		143	20%
<b>NO CANDIDATE</b>	<b>DEM</b>	<b>0</b>	<b>0%</b>

## CENTREVILLE 1

For Precinct Committeeperson

Number of Precincts:		1	
Precincts Reporting:		1	
Ballots Cast: (406 voters)		27	7%
<b>MALCOLM HENDERSON</b>	<b>DEM</b>	<b>25</b>	<b>93%</b>

## CENTREVILLE 2

For Precinct Committeeperson

Number of Precincts:		1	
Precincts Reporting:		1	
Ballots Cast: (692 voters)		20	3%
<b>FREDDIE BROWN</b>	<b>DEM</b>	<b>12</b>	<b>60%</b>

## CENTREVILLE 3

For Precinct Committeeperson

Number of Precincts:		1	
Precincts Reporting:		1	
Ballots Cast: (768 voters)		44	6%
<b>CLINTON LOVETT</b>	<b>DEM</b>	<b>40</b>	<b>91%</b>

## CENTREVILLE 4

For Precinct Committeeperson

Number of Precincts:		1	
Precincts Reporting:		1	
Ballots Cast: (787 voters)		141	18%
<b>ROSE MARIE "BOO BOO" GOMRIC</b>	<b>DEM</b>	<b>85</b>	<b>60%</b>



## CENTREVILLE 5

For Precinct Committeeperson

Number of Precincts:		1	
Precincts Reporting:		1	
Ballots Cast: (796 voters)		81	10%
<b>GLORIA L. WARE</b>	<b>DEM</b>	<b>55</b>	<b>68%</b>

## CENTREVILLE 6

For Precinct Committeeperson

Number of Precincts:		1	
Precincts Reporting:		1	
Ballots Cast: (708 voters)		77	11%
<b>ERMA MILLARD</b>	<b>DEM</b>	<b>67</b>	<b>87%</b>

## CENTREVILLE 7

For Precinct Committeeperson

Number of Precincts:		1	
Precincts Reporting:		1	
Ballots Cast: (363 voters)		17	5%
<b>ALLISON BROWN</b>	<b>DEM</b>	<b>15</b>	<b>88%</b>

## CENTREVILLE 8

For Precinct Committeeperson

Number of Precincts:		1	
Precincts Reporting:		1	
Ballots Cast: (530 voters)		43	8%
<b>NO CANDIDATE</b>	<b>DEM</b>	<b>0</b>	<b>0%</b>

## CENTREVILLE 9

For Precinct Committeeperson

Number of Precincts:		1	
Precincts Reporting:		1	
Ballots Cast: (776 voters)		40	5%
<b>NO CANDIDATE</b>	<b>DEM</b>	<b>0</b>	<b>0%</b>

## CENTREVILLE 10

For Precinct Committeeperson

Number of Precincts:		1	
Precincts Reporting:		1	
Ballots Cast: (579 voters)		53	9%
<b>CHARLES RATTLER</b>	<b>DEM</b>	<b>50</b>	<b>94%</b>

## CENTREVILLE 11

For Precinct Committeeperson

Number of Precincts:		1	
Precincts Reporting:		1	
Ballots Cast: (581 voters)		114	20%
<b>DARRELL I. BOLDEN, SR.</b>	<b>DEM</b>	<b>91</b>	<b>80%</b>

## CENTREVILLE 12

For Precinct Committeeperson

Number of Precincts:		1	
Precincts Reporting:		1	
Ballots Cast: (763 voters)		25	3%
<b>DEVIONE KIDD</b>	<b>DEM</b>	<b>18</b>	<b>72%</b>

## CENTREVILLE 13

For Precinct Committeeperson

Number of Precincts:		1	
Precincts Reporting:		1	
Ballots Cast: (819 voters)		39	5%
<b>DE MARIO WEEDEN</b>	<b>DEM</b>	<b>21</b>	<b>54%</b>

## CENTREVILLE 14

For Precinct Committeeperson

Number of Precincts:		1	
Precincts Reporting:		1	
Ballots Cast: (604 voters)		54	9%
<b>DE MARIO M. HELM</b>	<b>DEM</b>	<b>43</b>	<b>80%</b>

## CENTREVILLE 15

For Precinct Committeeperson

Number of Precincts:		1	
Precincts Reporting:		1	
Ballots Cast: (602 voters)		36	6%
<b>NO CANDIDATE</b>	<b>DEM</b>	<b>0</b>	<b>0%</b>

## CENTREVILLE 16

For Precinct Committeeperson

Number of Precincts:		1	
Precincts Reporting:		1	
Ballots Cast: (543 voters)		21	4%
<b>PHYLLIS E. PEARSON</b>	<b>DEM</b>	<b>17</b>	<b>81%</b>

## CENTREVILLE 17

For Precinct Committeeperson

Number of Precincts:		1	
Precincts Reporting:		1	
Ballots Cast: (558 voters)		48	9%
<b>NO CANDIDATE</b>	<b>DEM</b>	<b>0</b>	<b>0%</b>

## CENTREVILLE 18

For Precinct Committeeperson

Number of Precincts:		1	
Precincts Reporting:		1	
Ballots Cast: (590 voters)		21	4%
<b>NO CANDIDATE</b>	<b>DEM</b>	<b>0</b>	<b>0%</b>

## CENTREVILLE 19

For Precinct Committeeperson

Number of Precincts:		1	
Precincts Reporting:		1	
Ballots Cast: (672 voters)		35	5%
<b>RALPH W. WOFFORD, III</b>	<b>DEM</b>	<b>17</b>	<b>49%</b>

## CENTREVILLE 20

For Precinct Committeeperson

Number of Precincts:		1	
Precincts Reporting:		1	
Ballots Cast: (722 voters)		39	5%
<b>TREVON TOMPKIN</b>	<b>DEM</b>	<b>16</b>	<b>41%</b>

## CENTREVILLE 21

For Precinct Committeeperson

Number of Precincts:		1	
Precincts Reporting:		1	
Ballots Cast: (726 voters)		27	4%
<b>DRAKE L. JACKSON</b>	<b>DEM</b>	<b>13</b>	<b>48%</b>

## CANTEEN 1

For Precinct Committeeperson

Number of Precincts:		1	
Precincts Reporting:		1	
Ballots Cast: (597 voters)		70	12%
<b>MICHAEL SUAREZ</b>	<b>DEM</b>	<b>52</b>	<b>74%</b>

## CANTEEN 2

For Precinct Committeeperson

Number of Precincts:		1	
Precincts Reporting:		1	
Ballots Cast: (524 voters)		133	25%
<b>NORMAN J. MILLER</b>	<b>DEM</b>	<b>97</b>	<b>73%</b>

## CANTEEN 3

For Precinct Committeeperson

Number of Precincts:		1	
Precincts Reporting:		1	
Ballots Cast: (435 voters)		222	51%
<b>DEBBIE "DEB" MOORE</b>	<b>DEM</b>	<b>134</b>	<b>60%</b>
<b>ANGIE "ANN" RODGERS</b>	<b>DEM</b>	<b>81</b>	<b>36%</b>

#### CANTEEN 4

For Precinct Committeeperson

Number of Precincts:		1	
Precincts Reporting:		1	
Ballots Cast: (390 voters)		69	18%
<b>MARY MC KINNEY</b>	<b>DEM</b>	<b>53</b>	<b>77%</b>
<b>CLYDE "STONEWALL" JACKSON</b>	<b>DEM</b>	<b>14</b>	<b>20%</b>

#### CANTEEN 5

For Precinct Committeeperson

Number of Precincts:		1	
Precincts Reporting:		1	
Ballots Cast: (524 voters)		186	35%
<b>HEROD C. "BOO-MAN" HILL</b>	<b>DEM</b>	<b>8</b>	<b>4%</b>
<b>FERRIS "CHILLY" WILLIAMS</b>	<b>DEM</b>	<b>171</b>	<b>92%</b>

#### CANTEEN 6

For Precinct Committeeperson

Number of Precincts:		1	
Precincts Reporting:		1	
Ballots Cast: (406 voters)		134	33%
<b>CARLENE TUCKER</b>	<b>DEM</b>	<b>46</b>	<b>34%</b>
<b>RICKIE THOMAS</b>	<b>DEM</b>	<b>88</b>	<b>66%</b>

#### CANTEEN 7

For Precinct Committeeperson

Number of Precincts:		1	
Precincts Reporting:		1	
Ballots Cast: (542 voters)		68	13%
<b>KENNETH L. PETROSKI</b>	<b>DEM</b>	<b>32</b>	<b>47%</b>

#### CANTEEN 8

For Precinct Committeeperson

Number of Precincts:		1	
Precincts Reporting:		1	
Ballots Cast: (473 voters)		62	13%
<b>HECTOR GUTIERREZ</b>	<b>DEM</b>	<b>34</b>	<b>55%</b>

## CANTEEN 9

For Precinct Committeeperson

Number of Precincts:		1	
Precincts Reporting:		1	
Ballots Cast: (525 voters)		57	11%
<b>TIMOTHY R. HASAMEAR</b>	<b>DEM</b>	<b>24</b>	<b>42%</b>

## SUGAR LOAF 1

For Precinct Committeeperson

Number of Precincts:		1	
Precincts Reporting:		1	
Ballots Cast: (1,238 voters)		234	19%
<b>NO CANDIDATE</b>	<b>DEM</b>	<b>0</b>	<b>0%</b>

## SUGAR LOAF 2

For Precinct Committeeperson

Number of Precincts:		1	
Precincts Reporting:		1	
Ballots Cast: (640 voters)		55	9%
<b>VIRGINIA L. BROWN</b>	<b>DEM</b>	<b>25</b>	<b>45%</b>

## SUGAR LOAF 3

For Precinct Committeeperson

Number of Precincts:		1	
Precincts Reporting:		1	
Ballots Cast: (534 voters)		63	12%
<b>NO CANDIDATE</b>	<b>DEM</b>	<b>0</b>	<b>0%</b>

## SUGAR LOAF 4

For Precinct Committeeperson

Number of Precincts:		1	
Precincts Reporting:		1	
Ballots Cast: (723 voters)		72	10%
<b>NO CANDIDATE</b>	<b>DEM</b>	<b>0</b>	<b>0%</b>

## SUGAR LOAF 5

For Precinct Committeeperson

Number of Precincts:		1	
Precincts Reporting:		1	
Ballots Cast: (730 voters)		91	12%
<b>NO CANDIDATE</b>	<b>DEM</b>	<b>0</b>	<b>0%</b>

## SUGAR LOAF 6

For Precinct Committeeman

Number of Precincts:		1	
Precincts Reporting:		1	
Ballots Cast: (884 voters)		106	12%
<b>NO CANDIDATE</b>	<b>DEM</b>	<b>0</b>	<b>0%</b>

## STITES 1

For Precinct Committeeperson

Number of Precincts:		1	
Precincts Reporting:		1	
Ballots Cast: (406 voters)		42	10%
<b>NO CANDIDATE</b>	<b>DEM</b>	<b>0</b>	<b>0%</b>

## ENGELMANN 1

For Precinct Committeeperson

Number of Precincts:		1	
Precincts Reporting:		1	
Ballots Cast: (547 voters)		182	33%
<b>NO CANDIDATE</b>	<b>DEM</b>	<b>0</b>	<b>0%</b>

## FAYETTEVILLE 1

For Precinct Committeeperson

Number of Precincts:		1	
Precincts Reporting:		1	
Ballots Cast: (429 voters)		75	17%
<b>NO CANDIDATE</b>	<b>DEM</b>	<b>0</b>	<b>0%</b>

## FAYETTEVILLE 2

For Precinct Committeeperson

Number of Precincts:		1	
Precincts Reporting:		1	
Ballots Cast: (665 voters)		121	18%
<b>NO CANDIDATE</b>	<b>DEM</b>	<b>0</b>	<b>0%</b>

## MARISSA 1

For Precinct Committeeperson

Number of Precincts:		1	
Precincts Reporting:		1	
Ballots Cast: (822 voters)		148	18%
<b>NO CANDIDATE</b>	<b>DEM</b>	<b>0</b>	<b>0%</b>

## MARISSA 2

For Precinct Committeeperson

Number of Precincts:		1	
Precincts Reporting:		1	
Ballots Cast: (740 voters)		141	19%
<b>NO CANDIDATE</b>	<b>DEM</b>	<b>0</b>	<b>0%</b>

## FREEBURG 1

For Precinct Committeeperson

Number of Precincts:		1	
Precincts Reporting:		1	
Ballots Cast: (1,268 voters)		240	19%
<b>JOEL D. FUNK</b>	<b>DEM</b>	<b>34</b>	<b>14%</b>

## FREEBURG 2

For Precinct Committeeperson

Number of Precincts:		1	
Precincts Reporting:		1	
Ballots Cast: (1,205 voters)		213	18%
<b>NO CANDIDATE</b>	<b>DEM</b>	<b>0</b>	<b>0%</b>



### FREEBURG 3

For Precinct Committeeperson

Number of Precincts:		1	
Precincts Reporting:		1	
Ballots Cast: (1,210 voters)		198	16%
<b>NO CANDIDATE</b>	<b>DEM</b>	<b>0</b>	<b>0%</b>

### NEW ATHENS 1

For Precinct Committeeperson

Number of Precincts:		1	
Precincts Reporting:		1	
Ballots Cast: (817 voters)		113	14%
<b>NO CANDIDATE</b>	<b>DEM</b>	<b>0</b>	<b>0%</b>

### NEW ATHENS 2

For Precinct Committeeperson

Number of Precincts:		1	
Precincts Reporting:		1	
Ballots Cast: (945 voters)		179	19%
<b>NO CANDIDATE</b>	<b>DEM</b>	<b>0</b>	<b>0%</b>

### LENZBURG 1

For Precinct Committeeperson

Number of Precincts:		1	
Precincts Reporting:		1	
Ballots Cast: (643 voters)		134	21%
<b>NO CANDIDATE</b>	<b>DEM</b>	<b>0</b>	<b>0%</b>

### PRAIRIE DU LONG 1

For Precinct Committeeperson

Number of Precincts:		1	
Precincts Reporting:		1	
Ballots Cast: (786 voters)		141	18%
<b>NO CANDIDATE</b>	<b>DEM</b>	<b>0</b>	<b>0%</b>

## PRAIRIE DU LONG 2

For Precinct Committeeperson

Number of Precincts:		1	
Precincts Reporting:		1	
Ballots Cast: (1,304 voters)		245	19%
<b>ROGER E. POOLE</b>	<b>DEM</b>	<b>54</b>	<b>22%</b>

## SMITHTON 1

For Precinct Committeeperson

Number of Precincts:		1	
Precincts Reporting:		1	
Ballots Cast: (1,282 voters)		207	16%
<b>NO CANDIDATE</b>	<b>DEM</b>	<b>0</b>	<b>0%</b>

## SMITHTON 2

For Precinct Committeeperson

Number of Precincts:		1	
Precincts Reporting:		1	
Ballots Cast: (788 voters)		131	17%
<b>NO CANDIDATE</b>	<b>DEM</b>	<b>0</b>	<b>0%</b>

## SMITHTON 3

For Precinct Committeeperson

Number of Precincts:		1	
Precincts Reporting:		1	
Ballots Cast: (1,145 voters)		211	18%
<b>BRIAN R. PRICE</b>	<b>DEM</b>	<b>34</b>	<b>16%</b>

## MILLSTADT 1

For Precinct Committeeperson

Number of Precincts:		1	
Precincts Reporting:		1	
Ballots Cast: (1,195 voters)		561	47%
<b>NO CANDIDATE</b>	<b>DEM</b>	<b>0</b>	<b>0%</b>

## MILLSTADT 2

For Precinct Committeeperson

Number of Precincts:		1	
Precincts Reporting:		1	
Ballots Cast: (1,499 voters)		624	42%
<b>ANN M. BARNUM</b>	<b>DEM</b>	<b>121</b>	<b>19%</b>

## MILLSTADT 3

For Precinct Committeeperson

Number of Precincts:		1	
Precincts Reporting:		1	
Ballots Cast: (586 voters)		190	32%
<b>NO CANDIDATE</b>	<b>DEM</b>	<b>0</b>	<b>0%</b>

## MILLSTADT 4

For Precinct Committeeperson

Number of Precincts:		1	
Precincts Reporting:		1	
Ballots Cast: (890 voters)		325	37%
<b>K. ANDREW HOERNER</b>	<b>DEM</b>	<b>77</b>	<b>24%</b>

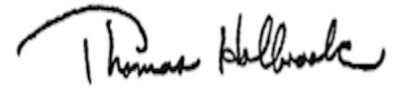
## MILLSTADT 5

For Precinct Committeeperson

Number of Precincts:		1	
Precincts Reporting:		1	
Ballots Cast: (1,055 voters)		504	48%
<b>MICHAEL H. TODD</b>	<b>DEM</b>	<b>102</b>	<b>20%</b>



**ST. CLAIR COUNTY, ILLINOIS**  
**General Primary Election (06/28/2022)**  
**Registered Voters: 163,376**  
**Republican**

  
**Thomas Holbrook**  
**County Clerk**

**FEDERAL**

For United States Senator

Number of Precincts:		190	
Precincts Reporting:		190	
Ballots Cast: (163,376 voters)		25,871	16%
<b>CASEY CHLEBEK</b>	<b>REP</b>	<b>1,013</b>	<b>4%</b>
<b>PEGGY HUBBARD</b>	<b>REP</b>	<b>6,051</b>	<b>23%</b>
<b>ROBERT "BOBBY" PITON</b>	<b>REP</b>	<b>931</b>	<b>4%</b>
<b>JIMMY LEE TILLMAN II</b>	<b>REP</b>	<b>646</b>	<b>2%</b>
<b>ANTHONY W. WILLIAMS</b>	<b>REP</b>	<b>714</b>	<b>3%</b>
<b>KATHY SALVI</b>	<b>REP</b>	<b>2,775</b>	<b>11%</b>
<b>MATTHEW "MATT" DUBIEL</b>	<b>REP</b>	<b>1,367</b>	<b>5%</b>

**STATE OF ILLINOIS**

For Governor And Lieutenant Governor

Number of Precincts:		190	
Precincts Reporting:		190	
Ballots Cast: (163,376 voters)		25,871	16%
<b>DARREN BAILEY</b> <b>STEPHANIE TRUSSELL</b>	<b>REP</b>	<b>8,657</b>	<b>33%</b>
<b>PAUL SCHIMPF</b> <b>CAROLYN SCHOFIELD</b>	<b>REP</b>	<b>1,693</b>	<b>7%</b>
<b>RICHARD C. IRIVN</b> <b>AVERY BOURNE</b>	<b>REP</b>	<b>1,715</b>	<b>7%</b>
<b>GARY RABINE</b> <b>AARON DEL MAR</b>	<b>REP</b>	<b>358</b>	<b>1%</b>
<b>MAX SOLOMON</b> <b>LATASHA H. FIELDS</b>	<b>REP</b>	<b>146</b>	<b>0.56%</b>
<b>JESSIE SULLIVAN</b> <b>KATHLEEN MURPHY</b>	<b>REP</b>	<b>1,739</b>	<b>7%</b>
<b>WRITE-IN</b>	<b>REP</b>	<b>10</b>	<b>0.04%</b>

## STATE OF ILLINOIS

For Attorney General

Number of Precincts:		190	
Precincts Reporting:		190	
Ballots Cast: (163,376 voters)		25,871	16%
<b>STEVE KIM</b>	<b>REP</b>	<b>4,753</b>	<b>18%</b>
<b>DAVID SHESTOKAS</b>	<b>REP</b>	<b>2,868</b>	<b>11%</b>
<b>THOMAS G. DeVORE</b>	<b>REP</b>	<b>5,577</b>	<b>22%</b>

## STATE OF ILLINOIS

For Secretary Of State

Number of Precincts:		190	
Precincts Reporting:		190	
Ballots Cast: (163,376 voters)		25,871	16%
<b>DAN BRADY</b>	<b>REP</b>	<b>9,187</b>	<b>36%</b>
<b>JOHN C. MILHISER</b>	<b>REP</b>	<b>3,751</b>	<b>14%</b>

## STATE OF ILLINOIS

For Comptroller

Number of Precincts:		190	
Precincts Reporting:		190	
Ballots Cast: (163,376 voters)		25,871	16%
<b>SHANNON L. TERESI</b>	<b>REP</b>	<b>12,475</b>	<b>48%</b>

## STATE OF ILLINOIS

For Treasurer

Number of Precincts:		190	
Precincts Reporting:		190	
Ballots Cast: (163,376 voters)		25,871	16%
<b>TOM DEMMER</b>	<b>REP</b>	<b>12,476</b>	<b>48%</b>

## 12TH CONGRESSIONAL DISTRICT

For Representative In Congress

Number of Precincts:		70	
Precincts Reporting:		70	
Ballots Cast: (75,538 voters)		13,903	18%
<b>MIKE BOST</b>	<b>REP</b>	<b>7,639</b>	<b>55%</b>

### 13TH CONGRESSIONAL DISTRICT

For Representative in Congress

Number of Precincts:		144	
Precincts Reporting:		144	
Ballots Cast: (115,014 voters)		16,223	14%
<b>REGAN DEERING</b>	<b>REP</b>	<b>1,871</b>	<b>12%</b>
<b>MATT HAUSMAN</b>	<b>REP</b>	<b>1,373</b>	<b>8%</b>
<b>JESSE REISING</b>	<b>REP</b>	<b>1,980</b>	<b>12%</b>
<b>TERRY MARTIN</b>	<b>REP</b>	<b>565</b>	<b>3%</b>

### 55TH LEGISLATIVE DISTRICT

For State Senator

Number of Precincts:		11	
Precincts Reporting:		11	
Ballots Cast: (10,738 voters)		1,922	18%
<b>JASON PLUMMER</b>	<b>REP</b>	<b>573</b>	<b>30%</b>

### 56TH LEGISLATIVE DISTRICT

For State Senator

Number of Precincts:		36	
Precincts Reporting:		36	
Ballots Cast: (34,056 voters)		5,161	15%
<b>ERICA CONWAY HARRISS</b>	<b>REP</b>	<b>1,606</b>	<b>31%</b>

### 57TH LEGISLATIVE

For State Senator

Number of Precincts:		166	
Precincts Reporting:		166	
Ballots Cast: (141,905 voters)		22,642	16%
<b>WAVEY T. LESTER II</b>	<b>REP</b>	<b>9,983</b>	<b>44%</b>

### 58TH LEGISLATIVE DISTRICT

For State Senator

Number of Precincts:		5	
Precincts Reporting:		5	
Ballots Cast: (3,815 voters)		723	19%
<b>TERRI BRYANT</b>	<b>REP</b>	<b>323</b>	<b>45%</b>

## 109TH REPRESENTATIVE DISTRICT

For Representative In The General Assembly

Number of Precincts:		11	
Precincts Reporting:		11	
Ballots Cast: (10,738 voters)		1,922	18%
<b>CHARLES MEIER</b>	<b>REP</b>	<b>572</b>	<b>30%</b>

## 112TH REPRESENTATIVE

For Representative In The General Assembly

Number of Precincts:		36	
Precincts Reporting:		36	
Ballots Cast: (34,056 voters)		5,161	15%
<b>JENNIFER M. KORTE</b>	<b>REP</b>	<b>1,149</b>	<b>22%</b>
<b>JOE HACKLER</b>	<b>REP</b>	<b>605</b>	<b>12%</b>

## 113TH REPRESENTATIVE

For Representative In The General Assembly

Number of Precincts:		106	
Precincts Reporting:		106	
Ballots Cast: (89,124 voters)		13,393	15%
<b>ASHLEY HUNSAKER</b>	<b>REP</b>	<b>4,262</b>	<b>32%</b>

## 114TH REPRESENTATIVE

For Representative In The General Assembly

Number of Precincts:		86	
Precincts Reporting:		86	
Ballots Cast: (78,823 voters)		13,532	17%
<b>KEVIN SCHMIDT</b>	<b>REP</b>	<b>3,839</b>	<b>28%</b>
<b>KEVIN DAWSON</b>	<b>REP</b>	<b>2,417</b>	<b>18%</b>

## 115TH REPRESENTATIVE DISTRICT

For Representative In The General Assembly

Number of Precincts:		5	
Precincts Reporting:		5	
Ballots Cast: (3,815 voters)		723	19%
<b>DAVID FRIESS</b>	<b>REP</b>	<b>314</b>	<b>43%</b>

**ST. CLAIR COUNTY**

For County Clerk

Number of Precincts:		190	
Precincts Reporting:		190	
Ballots Cast: (163,376 voters)		25,871	16%
<b>DAVID B. LANGFORD</b>	<b>REP</b>	<b>12,217</b>	<b>47%</b>

**ST. CLAIR COUNTY**

For County Treasurer

Number of Precincts:		190	
Precincts Reporting:		190	
Ballots Cast: (163,376 voters)		25,871	16%
<b>DAVID C. LINDQUIST</b>	<b>REP</b>	<b>12,178</b>	<b>47%</b>

**ST. CLAIR COUNTY**

For County Sheriff

Number of Precincts:		190	
Precincts Reporting:		190	
Ballots Cast: (163,376 voters)		25,871	16%
<b>JUSTIN BIGGS</b>	<b>REP</b>	<b>12,387</b>	<b>48%</b>

**ST. CLAIR COUNTY**

For County Assessor

Number of Precincts:		190	
Precincts Reporting:		190	
Ballots Cast: (163,376 voters)		25,871	16%
<b>NO CANDIDATE</b>	<b>REP</b>	<b>0</b>	<b>0%</b>

**ST. CLAIR COUNTY**

For Circuit Clerk

Number of Precincts:		190	
Precincts Reporting:		190	
Ballots Cast: (163,376 voters)		25,871	16%
<b>CINDI MC DONALD</b>	<b>REP</b>	<b>12,102</b>	<b>47%</b>



## ST. CLAIR COUNTY

For County Board Of Review

Number of Precincts:		190	
Precincts Reporting:		190	
Ballots Cast: (163,376 voters)		25,871	16%
<b>DOUG JAMESON</b>	<b>REP</b>	<b>12,152</b>	<b>47%</b>

## ESR-13 (CL-JE-MA-WA)

For Regional Superintendent of Schools

Number of Precincts:		1	
Precincts Reporting:		1	
Ballots Cast: (1,212 voters)		228	19%
<b>MATT RENAUD</b>	<b>REP</b>	<b>0</b>	<b>0%</b>

## ESR-45 (MO-RA)

For Regional Superintendent of Schools

Number of Precincts:		5	
Precincts Reporting:		5	
Ballots Cast: (4,999 voters)		1,514	30%
<b>KELTON DAVIS</b>	<b>REP</b>	<b>94</b>	<b>6%</b>

## ESR-41 (MADISON)

For Regional Superintendent of Schools

Number of Precincts:		13	
Precincts Reporting:		13	
Ballots Cast: (9,834 voters)		1,499	15%
<b>ROBERT W. WERDEN</b>	<b>REP</b>	<b>448</b>	<b>30%</b>

## ESR 50 (ST. CLAIR COUNTY)

For Regional Superintendent of Schools

Number of Precincts:		186	
Precincts Reporting:		186	
Ballots Cast: (160,206 voters)		25,397	16%
<b>NO CANDIDATE</b>	<b>REP</b>	<b>0</b>	<b>0%</b>

## ST. CLAIR COUNTY BOARD DISTRICT 1

For Member Of The County Board

Number of Precincts:		10	
Precincts Reporting:		10	
Ballots Cast: (6,592 voters)		1,100	17%
<b>RICK CASEY</b>	<b>REP</b>	<b>295</b>	<b>27%</b>

## ST. CLAIR COUNTY BOARD DISTRICT 2

For Member of the County Board

Number of Precincts:		14	
Precincts Reporting:		14	
Ballots Cast: (16,581 voters)		2,504	15%
<b>CARY MATHEWS</b>	<b>REP</b>	<b>482</b>	<b>19%</b>

## ST. CLAIR COUNTY BOARD DISTRICT 3

For Member Of The County Board

Number of Precincts:		10	
Precincts Reporting:		10	
Ballots Cast: (5,980 voters)		338	6%
<b>NO CANDIDATE</b>	<b>REP</b>	<b>0</b>	<b>0%</b>

## ST. CLAIR COUNTY BOARD DISTRICT 4

For Member Of The County Board

Number of Precincts:		13	
Precincts Reporting:		13	
Ballots Cast: (7,367 voters)		1,528	21%
<b>NO CANDIDATE</b>	<b>REP</b>	<b>0</b>	<b>0%</b>

## ST. CLAIR COUNTY BOARD DISTRICT 5

For Member Of The County Board

Number of Precincts:		8	
Precincts Reporting:		8	
Ballots Cast: (4,715 voters)		483	10%
<b>NO CANDIDATE</b>	<b>REP</b>	<b>0</b>	<b>0%</b>

## ST. CLAIR COUNTY BOARD DISTRICT 6

For Member Of The County Board

Number of Precincts:		19	
Precincts Reporting:		19	
Ballots Cast: (13,945 voters)		1,765	13%
<b>NO CANDIDATE</b>	<b>REP</b>	<b>0</b>	<b>0%</b>

## ST. CLAIR COUNTY BOARD DISTRICT 7

For Member Of The County Board

Number of Precincts:		11	
Precincts Reporting:		11	
Ballots Cast: (7,544 voters)		647	9%
<b>JESSICA MC CLELLAND</b>	<b>REP</b>	<b>193</b>	<b>30%</b>

## ST. CLAIR COUNTY BOARD DISTRICT 8

For Member Of The County Board

Number of Precincts:		20	
Precincts Reporting:		20	
Ballots Cast: (15,358 voters)		2,939	19%
<b>NO CANDIDATE</b>	<b>REP</b>	<b>0</b>	<b>0%</b>

## ST. CLAIR COUNTY BOARD DISTRICT 9

For Member Of The County Board

Number of Precincts:		17	
Precincts Reporting:		17	
Ballots Cast: (12,328 voters)		1,837	15%
<b>SAMANTHA KERTH</b>	<b>REP</b>	<b>264</b>	<b>14%</b>

## ST. CLAIR COUNTY BOARD DISTRICT 10

For Member Of The County Board

Number of Precincts:		23	
Precincts Reporting:		23	
Ballots Cast: (17,617 voters)		2,796	16%
<b>DAVID PAUL LOEBNER</b>	<b>REP</b>	<b>489</b>	<b>17%</b>

**ST. CLAIR COUNTY BOARD DISTRICT 11**

For Member Of The County Board

Number of Precincts:		11	
Precincts Reporting:		11	
Ballots Cast: (10,728 voters)		1,501	14%
<b>BRIAN E. SIMMONS</b>	<b>REP</b>	<b>332</b>	<b>22%</b>

**ST. CLAIR COUNTY BOARD DISTRICT 12**

For Member Of The County Board

Number of Precincts:		14	
Precincts Reporting:		14	
Ballots Cast: (11,803 voters)		1,509	13%
<b>NO CANDIDATE</b>	<b>REP</b>	<b>0</b>	<b>0%</b>

**ST. CLAIR COUNTY BOARD DISTRICT 13**

For Member Of The County Board

Number of Precincts:		18	
Precincts Reporting:		18	
Ballots Cast: (19,185 voters)		2,956	15%
<b>STEVE REEB</b>	<b>REP</b>	<b>635</b>	<b>21%</b>

**ST. CLAIR COUNTY BOARD DISTRICT 14**

For Member Of The County Board

Number of Precincts:		16	
Precincts Reporting:		16	
Ballots Cast: (13,562 voters)		1,910	14%
<b>NO CANDIDATE</b>	<b>REP</b>	<b>0</b>	<b>0%</b>

**ST. CLAIR COUNTY BOARD DISTRICT 15**

For Member Of The County Board

Number of Precincts:		14	
Precincts Reporting:		14	
Ballots Cast: (13,546 voters)		1,687	12%
<b>CRAIG NUNNALLY</b>	<b>REP</b>	<b>291</b>	<b>17%</b>

**ST. CLAIR COUNTY BOARD DISTRICT 16**

For Member Of The County Board

Number of Precincts:		14	
Precincts Reporting:		14	
Ballots Cast: (13,221 voters)		1,859	14%
<b>NO CANDIDATE</b>	<b>REP</b>	<b>0</b>	<b>0%</b>

**ST. CLAIR COUNTY BOARD DISTRICT 17**

For Member Of The County Board

Number of Precincts:		19	
Precincts Reporting:		19	
Ballots Cast: (16,899 voters)		3,087	18%
<b>NO CANDIDATE</b>	<b>REP</b>	<b>0</b>	<b>0%</b>

**ST. CLAIR COUNTY BOARD DISTRICT 18**

For Member Of The County Board

Number of Precincts:		13	
Precincts Reporting:		13	
Ballots Cast: (12,811 voters)		3,464	27%
<b>DAVID B. LANGFORD</b>	<b>REP</b>	<b>485</b>	<b>14%</b>
<b>MICHAEL O DONNELL</b>	<b>REP</b>	<b>661</b>	<b>19%</b>

**ST. CLAIR COUNTY BOARD DISTRICT 19**

For Member Of The County Board

Number of Precincts:		15	
Precincts Reporting:		15	
Ballots Cast: (15,123 voters)		3,486	23%
<b>LEO SIMBURGER</b>	<b>REP</b>	<b>365</b>	<b>10%</b>
<b>PHILLIP "PHIL" W. HENNING</b>	<b>REP</b>	<b>634</b>	<b>18%</b>

**ST. CLAIR COUNTY BOARD DISTRICT 20**

For Member Of The County Board

Number of Precincts:		14	
Precincts Reporting:		14	
Ballots Cast: (13,689 voters)		2,638	19%
<b>ED COCKRELL</b>	<b>REP</b>	<b>821</b>	<b>31%</b>

**ST. CLAIR COUNTY BOARD DISTRICT 21**

For Member Of The County Board

Number of Precincts:		11	
Precincts Reporting:		11	
Ballots Cast: (12,918 voters)		3,304	26%
<b>HAROLD ANDY) BITTLE</b>	<b>REP</b>	<b>538</b>	<b>16%</b>
<b>ADAM F. JOKISCH</b>	<b>REP</b>	<b>433</b>	<b>13%</b>

**ST. CLAIR COUNTY BOARD DISTRICT 22**

For Member Of The County Board

Number of Precincts:		16	
Precincts Reporting:		16	
Ballots Cast: (14,810 voters)		1,880	13%
<b>KEVIN WALLACE</b>	<b>REP</b>	<b>338</b>	<b>18%</b>

**ST. CLAIR COUNTY BOARD DISTRICT 23**

For Member Of The County Board

Number of Precincts:		9	
Precincts Reporting:		9	
Ballots Cast: (10,705 voters)		1,666	16%
<b>CHRISANDRA SANDY) ALMS</b>	<b>REP</b>	<b>179</b>	<b>11%</b>

**ST. CLAIR COUNTY BOARD DISTRICT 24**

For Member Of The County Board

Number of Precincts:		14	
Precincts Reporting:		14	
Ballots Cast: (17,997 voters)		3,074	17%
<b>KEVIN DAWSON</b>	<b>REP</b>	<b>876</b>	<b>28%</b>

**ST. CLAIR COUNTY BOARD DISTRICT 25**

For Member Of The County Board

Number of Precincts:		13	
Precincts Reporting:		13	
Ballots Cast: (16,882 voters)		2,322	14%
<b>LORYN EVANS</b>	<b>REP</b>	<b>452</b>	<b>19%</b>

**ST. CLAIR COUNTY BOARD DISTRICT 26**

For Member Of The County Board

Number of Precincts:		10	
Precincts Reporting:		10	
Ballots Cast: (11,594 voters)		1,767	15%
<b>ROBERT A. WILHELM</b>	<b>REP</b>	<b>486</b>	<b>28%</b>

**ST. CLAIR COUNTY BOARD DISTRICT 27**

For Member Of The County Board

Number of Precincts:		11	
Precincts Reporting:		11	
Ballots Cast: (12,526 voters)		1,766	14%
<b>MATTHEW SMALLHEER</b>	<b>REP</b>	<b>515</b>	<b>29%</b>

**ST. CLAIR COUNTY BOARD DISTRICT 28**

For Member Of The County Board

Number of Precincts:		10	
Precincts Reporting:		10	
Ballots Cast: (12,701 voters)		1,989	16%
<b>JOHN COERS</b>	<b>REP</b>	<b>617</b>	<b>31%</b>

**5TH JUDICIAL DISTRICT**

For Judge Of The Appellate Court(To Fill The Vacancy Of The Hon. Overstreet)

Number of Precincts:		190	
Precincts Reporting:		190	
Ballots Cast: (163,376 voters)		25,871	16%
<b>MIKE MCHANEY</b>	<b>REP</b>	<b>7,118</b>	<b>28%</b>
<b>BARRY L. VAUGHAN</b>	<b>REP</b>	<b>5,460</b>	<b>21%</b>

**20TH JUDICIAL CIRCUIT**

For Judge Of The Circuit Court(To Fill The Vacancy Of The Hon. Ronald Duebbert)

Number of Precincts:		190	
Precincts Reporting:		190	
Ballots Cast: (163,376 voters)		25,871	16%
<b>BILL STIEHL</b>	<b>REP</b>	<b>12,361</b>	<b>48%</b>

## 20TH JUDICIAL CIRCUIT

For Judge Of The Circuit Court(To Fill The Vacancy Of The Hon. Stephen P. McGlynn)

Number of Precincts:		190	
Precincts Reporting:		190	
Ballots Cast: (163,376 voters)		25,871	16%
<b>PAUL J. EVANS</b>	<b>REP</b>	<b>12,294</b>	<b>48%</b>

## BELLEVILLE 1

For Precinct Committeeperson

Number of Precincts:		1	
Precincts Reporting:		1	
Ballots Cast: (649 voters)		87	13%
<b>NO CANDIDATE</b>	<b>REP</b>	<b>0</b>	<b>0%</b>

## BELLEVILLE 2

For Precinct Committeeperson

Number of Precincts:		1	
Precincts Reporting:		1	
Ballots Cast: (1,193 voters)		111	9%
<b>NO CANDIDATE</b>	<b>REP</b>	<b>0</b>	<b>0%</b>

## BELLEVILLE 3

For Precinct Committeeperson

Number of Precincts:		1	
Precincts Reporting:		1	
Ballots Cast: (823 voters)		91	11%
<b>NO CANDIDATE</b>	<b>REP</b>	<b>0</b>	<b>0%</b>

## BELLEVILLE 4

For Precinct Committeeperson

Number of Precincts:		1	
Precincts Reporting:		1	
Ballots Cast: (767 voters)		116	15%
<b>CRAIG NUNNALLY</b>	<b>REP</b>	<b>50</b>	<b>43%</b>



**BELLEVILLE 5**

For Precinct Committeeperson

Number of Precincts:		1	
Precincts Reporting:		1	
Ballots Cast: (786 voters)		80	10%
<b>MELINDA HULT</b>	<b>REP</b>	<b>34</b>	<b>42%</b>

**BELLEVILLE 6**

For Precinct Committeeperson

Number of Precincts:		1	
Precincts Reporting:		1	
Ballots Cast: (838 voters)		70	8%
<b>NO CANDIDATE</b>	<b>REP</b>	<b>0</b>	<b>0%</b>

**BELLEVILLE 7**

For Precinct Committeeperson

Number of Precincts:		1	
Precincts Reporting:		1	
Ballots Cast: (708 voters)		65	9%
<b>NO CANDIDATE</b>	<b>REP</b>	<b>0</b>	<b>0%</b>

**BELLEVILLE 8**

For Precinct Committeeperson

Number of Precincts:		1	
Precincts Reporting:		1	
Ballots Cast: (646 voters)		78	12%
<b>NO CANDIDATE</b>	<b>REP</b>	<b>0</b>	<b>0%</b>

**BELLEVILLE 9**

For Precinct Committeeperson

Number of Precincts:		1	
Precincts Reporting:		1	
Ballots Cast: (559 voters)		75	13%
<b>ANGELA WALKER</b>	<b>REP</b>	<b>33</b>	<b>44%</b>

**BELLEVILLE 10**

For Precinct Committeeperson

Number of Precincts:		1	
Precincts Reporting:		1	
Ballots Cast: (639 voters)		61	10%
<b>NO CANDIDATE</b>	<b>REP</b>	<b>0</b>	<b>0%</b>

**BELLEVILLE 11**

For Precinct Committeeperson

Number of Precincts:		1	
Precincts Reporting:		1	
Ballots Cast: (558 voters)		66	12%
<b>NO CANDIDATE</b>	<b>REP</b>	<b>0</b>	<b>0%</b>

**BELLEVILLE 12**

For Precinct Committeeperson

Number of Precincts:		1	
Precincts Reporting:		1	
Ballots Cast: (761 voters)		80	11%
<b>NO CANDIDATE</b>	<b>REP</b>	<b>0</b>	<b>0%</b>

**BELLEVILLE 13**

For Precinct Committeeperson

Number of Precincts:		1	
Precincts Reporting:		1	
Ballots Cast: (1,047 voters)		83	8%
<b>NO CANDIDATE</b>	<b>REP</b>	<b>0</b>	<b>0%</b>

**BELLEVILLE 14**

For Precinct Committeeperson

Number of Precincts:		1	
Precincts Reporting:		1	
Ballots Cast: (994 voters)		155	16%
<b>NO CANDIDATE</b>	<b>REP</b>	<b>0</b>	<b>0%</b>

**BELLEVILLE 15**

For Precinct Committeeperson

Number of Precincts:		1	
Precincts Reporting:		1	
Ballots Cast: (629 voters)		78	12%
<b>NO CANDIDATE</b>	<b>REP</b>	<b>0</b>	<b>0%</b>

**BELLEVILLE 16**

For Precinct Committeeperson

Number of Precincts:		1	
Precincts Reporting:		1	
Ballots Cast: (883 voters)		95	11%
<b>NO CANDIDATE</b>	<b>REP</b>	<b>0</b>	<b>0%</b>

**BELLEVILLE 17**

For Precinct Committeeperson

Number of Precincts:		1	
Precincts Reporting:		1	
Ballots Cast: (689 voters)		85	12%
<b>NO CANDIDATE</b>	<b>REP</b>	<b>0</b>	<b>0%</b>

**BELLEVILLE 18**

For Precinct Committeeperson

Number of Precincts:		1	
Precincts Reporting:		1	
Ballots Cast: (604 voters)		69	11%
<b>NO CANDIDATE</b>	<b>REP</b>	<b>0</b>	<b>0%</b>

**BELLEVILLE 19**

For Precinct Committeeperson

Number of Precincts:		1	
Precincts Reporting:		1	
Ballots Cast: (650 voters)		75	12%
<b>JEFFREY A. BROWN</b>	<b>REP</b>	<b>39</b>	<b>52%</b>

## BELLEVILLE 20

For Precinct Committeeperson

Number of Precincts:		1	
Precincts Reporting:		1	
Ballots Cast: (930 voters)		112	12%
<b>NO CANDIDATE</b>	<b>REP</b>	<b>0</b>	<b>0%</b>

## BELLEVILLE 21

For Precinct Committeeperson

Number of Precincts:		1	
Precincts Reporting:		1	
Ballots Cast: (730 voters)		83	11%
<b>NO CANDIDATE</b>	<b>REP</b>	<b>0</b>	<b>0%</b>

## BELLEVILLE 22

For Precinct Committeeperson

Number of Precincts:		1	
Precincts Reporting:		1	
Ballots Cast: (1,463 voters)		202	14%
<b>NO CANDIDATE</b>	<b>REP</b>	<b>0</b>	<b>0%</b>

## BELLEVILLE 23

For Precinct Committeeperson

Number of Precincts:		1	
Precincts Reporting:		1	
Ballots Cast: (748 voters)		120	16%
<b>NO CANDIDATE</b>	<b>REP</b>	<b>0</b>	<b>0%</b>

## BELLEVILLE 24

For Precinct Committeeperson

Number of Precincts:		1	
Precincts Reporting:		1	
Ballots Cast: (971 voters)		179	18%
<b>NO CANDIDATE</b>	<b>REP</b>	<b>0</b>	<b>0%</b>

**BELLEVILLE 25**

For Precinct Committeeperson

Number of Precincts:		1	
Precincts Reporting:		1	
Ballots Cast: (698 voters)		125	18%
<b>NO CANDIDATE</b>	<b>REP</b>	<b>0</b>	<b>0%</b>

**BELLEVILLE 26**

For Precinct Committeeperson

Number of Precincts:		1	
Precincts Reporting:		1	
Ballots Cast: (1,777 voters)		193	11%
<b>NO CANDIDATE</b>	<b>REP</b>	<b>0</b>	<b>0%</b>

**BELLEVILLE 27**

For Precinct Committeeperson

Number of Precincts:		1	
Precincts Reporting:		1	
Ballots Cast: (657 voters)		97	15%
<b>NO CANDIDATE</b>	<b>REP</b>	<b>0</b>	<b>0%</b>

**BELLEVILLE 28**

For Precinct Committeeperson

Number of Precincts:		1	
Precincts Reporting:		1	
Ballots Cast: (703 voters)		117	17%
<b>NO CANDIDATE</b>	<b>REP</b>	<b>0</b>	<b>0%</b>

**BELLEVILLE 29**

For Precinct Committeeperson

Number of Precincts:		1	
Precincts Reporting:		1	
Ballots Cast: (696 voters)		92	13%
<b>NO CANDIDATE</b>	<b>REP</b>	<b>0</b>	<b>0%</b>

**BELLEVILLE 30**

For Precinct Committeeperson

Number of Precincts:		1	
Precincts Reporting:		1	
Ballots Cast: (538 voters)		69	13%
<b>NO CANDIDATE</b>	<b>REP</b>	<b>0</b>	<b>0%</b>

**BELLEVILLE 31**

For Precinct Committeeperson

Number of Precincts:		1	
Precincts Reporting:		1	
Ballots Cast: (862 voters)		122	14%
<b>NO CANDIDATE</b>	<b>REP</b>	<b>0</b>	<b>0%</b>

**BELLEVILLE 32**

For Precinct Committeeperson

Number of Precincts:		1	
Precincts Reporting:		1	
Ballots Cast: (807 voters)		119	15%
<b>NO CANDIDATE</b>	<b>REP</b>	<b>0</b>	<b>0%</b>

**BELLEVILLE 33**

For Precinct Committeeperson

Number of Precincts:		1	
Precincts Reporting:		1	
Ballots Cast: (753 voters)		95	13%
<b>NO CANDIDATE</b>	<b>REP</b>	<b>0</b>	<b>0%</b>

**BELLEVILLE 34**

For Precinct Committeeperson

Number of Precincts:		1	
Precincts Reporting:		1	
Ballots Cast: (331 voters)		48	15%
<b>NO CANDIDATE</b>	<b>REP</b>	<b>0</b>	<b>0%</b>

**BELLEVILLE 35**

For Precinct Committeeperson

Number of Precincts:		1	
Precincts Reporting:		1	
Ballots Cast: (1,319 voters)		305	23%
<b>JAMES C. WOLFE</b>	<b>REP</b>	<b>152</b>	<b>50%</b>

**MASCOUTAH 1**

For Precinct Committeeperson

Number of Precincts:		1	
Precincts Reporting:		1	
Ballots Cast: (1,212 voters)		228	19%
<b>NO CANDIDATE</b>	<b>REP</b>	<b>0</b>	<b>0%</b>

**MASCOUTAH 2**

For Precinct Committeeperson

Number of Precincts:		1	
Precincts Reporting:		1	
Ballots Cast: (1,619 voters)		293	18%
<b>PATRICK KIELBASA</b>	<b>REP</b>	<b>184</b>	<b>63%</b>

**MASCOUTAH 3**

For Precinct Committeeperson

Number of Precincts:		1	
Precincts Reporting:		1	
Ballots Cast: (1,913 voters)		391	20%
<b>NO CANDIDATE</b>	<b>REP</b>	<b>0</b>	<b>0%</b>

**MASCOUTAH 4**

For Precinct Committeeperson

Number of Precincts:		1	
Precincts Reporting:		1	
Ballots Cast: (1,283 voters)		252	20%
<b>NO CANDIDATE</b>	<b>REP</b>	<b>0</b>	<b>0%</b>

## LEBANON 1

For Precinct Committeeperson

Number of Precincts:		1	
Precincts Reporting:		1	
Ballots Cast: (1,548 voters)		260	17%
<b>NO CANDIDATE</b>	<b>REP</b>	<b>0</b>	<b>0%</b>

## LEBANON 2

For Precinct Committeeperson

Number of Precincts:		1	
Precincts Reporting:		1	
Ballots Cast: (740 voters)		111	15%
<b>CHRISTOPHER CARSON</b>	<b>REP</b>	<b>58</b>	<b>52%</b>

## LEBANON 3

For Precinct Committeeperson

Number of Precincts:		1	
Precincts Reporting:		1	
Ballots Cast: (462 voters)		106	23%
<b>NO CANDIDATE</b>	<b>REP</b>	<b>0</b>	<b>0%</b>

## SHILOH VALLEY 1

For Precinct Committeeperson

Number of Precincts:		1	
Precincts Reporting:		1	
Ballots Cast: (1,500 voters)		224	15%
<b>JAMES VERNIER</b>	<b>REP</b>	<b>125</b>	<b>56%</b>

## SHILOH VALLEY 2

For Precinct Committeeperson

Number of Precincts:		1	
Precincts Reporting:		1	
Ballots Cast: (1,265 voters)		101	8%
<b>MARY E. THURMAN</b>	<b>REP</b>	<b>60</b>	<b>59%</b>



### SHILOH VALLEY 3

For Precinct Committeeperson

Number of Precincts:		1	
Precincts Reporting:		1	
Ballots Cast: (1,124 voters)		166	15%
<b>NO CANDIDATE</b>	<b>REP</b>	<b>0</b>	<b>0%</b>

### SHILOH VALLEY 4

For Precinct Committeeperson

Number of Precincts:		1	
Precincts Reporting:		1	
Ballots Cast: (742 voters)		133	18%
<b>DAVID C. LINDQUIST</b>	<b>REP</b>	<b>79</b>	<b>59%</b>

### SHILOH VALLEY 5

For Precinct Committeeperson

Number of Precincts:		1	
Precincts Reporting:		1	
Ballots Cast: (1,401 voters)		191	14%
<b>NO CANDIDATE</b>	<b>REP</b>	<b>0</b>	<b>0%</b>

### O FALLON 1

For Precinct Committeeperson

Number of Precincts:		1	
Precincts Reporting:		1	
Ballots Cast: (1,001 voters)		144	14%
<b>DONALD MICHAEL BUTLER</b>	<b>REP</b>	<b>75</b>	<b>52%</b>

### O FALLON 2

For Precinct Committeeperson

Number of Precincts:		1	
Precincts Reporting:		1	
Ballots Cast: (1,128 voters)		106	9%
<b>NO CANDIDATE</b>	<b>REP</b>	<b>0</b>	<b>0%</b>

### O FALLON 3

For Precinct Committeeperson

Number of Precincts:		1	
Precincts Reporting:		1	
Ballots Cast: (715 voters)		120	17%
<b>NO CANDIDATE</b>	<b>REP</b>	<b>0</b>	<b>0%</b>

### O FALLON 4

For Precinct Committeeperson

Number of Precincts:		1	
Precincts Reporting:		1	
Ballots Cast: (563 voters)		128	23%
<b>NO CANDIDATE</b>	<b>REP</b>	<b>0</b>	<b>0%</b>

### O FALLON 5

For Precinct Committeeperson

Number of Precincts:		1	
Precincts Reporting:		1	
Ballots Cast: (1,023 voters)		137	13%
<b>NO CANDIDATE</b>	<b>REP</b>	<b>0</b>	<b>0%</b>

### O FALLON 6

For Precinct Committeeperson

Number of Precincts:		1	
Precincts Reporting:		1	
Ballots Cast: (800 voters)		124	16%
<b>NO CANDIDATE</b>	<b>REP</b>	<b>0</b>	<b>0%</b>

### O FALLON 7

For Precinct Committeeperson

Number of Precincts:		1	
Precincts Reporting:		1	
Ballots Cast: (1,087 voters)		237	22%
<b>JOHN F. ROSENBAUM</b>	<b>REP</b>	<b>119</b>	<b>50%</b>

**O FALLON 8**

For Precinct Committeeperson

Number of Precincts:		1	
Precincts Reporting:		1	
Ballots Cast: (1,398 voters)		244	17%
<b>JERRY E. ALBRECHT</b>	<b>REP</b>	<b>145</b>	<b>59%</b>

**O FALLON 9**

For Precinct Committeeperson

Number of Precincts:		1	
Precincts Reporting:		1	
Ballots Cast: (1,101 voters)		177	16%
<b>JOHN COERS</b>	<b>REP</b>	<b>106</b>	<b>60%</b>

**O FALLON 10**

For Precinct Committeeperson

Number of Precincts:		1	
Precincts Reporting:		1	
Ballots Cast: (1,137 voters)		151	13%
<b>NO CANDIDATE</b>	<b>REP</b>	<b>0</b>	<b>0%</b>

**O FALLON 11**

For Precinct Committeeperson

Number of Precincts:		1	
Precincts Reporting:		1	
Ballots Cast: (1,215 voters)		212	17%
<b>NO CANDIDATE</b>	<b>REP</b>	<b>0</b>	<b>0%</b>

**O FALLON 12**

For Precinct Committeeperson

Number of Precincts:		1	
Precincts Reporting:		1	
Ballots Cast: (1,333 voters)		251	19%
<b>NO CANDIDATE</b>	<b>REP</b>	<b>0</b>	<b>0%</b>

**O FALLON 13**

For Precinct Committeeperson

Number of Precincts:		1	
Precincts Reporting:		1	
Ballots Cast: (1,217 voters)		165	14%
<b>NO CANDIDATE</b>	<b>REP</b>	<b>0</b>	<b>0%</b>

**O FALLON 14**

For Precinct Committeeperson

Number of Precincts:		1	
Precincts Reporting:		1	
Ballots Cast: (823 voters)		127	15%
<b>RONALD B. GILREATH</b>	<b>REP</b>	<b>72</b>	<b>57%</b>

**O FALLON 15**

For Precinct Committeeperson

Number of Precincts:		1	
Precincts Reporting:		1	
Ballots Cast: (1,300 voters)		215	17%
<b>NO CANDIDATE</b>	<b>REP</b>	<b>0</b>	<b>0%</b>

**O FALLON 16**

For Precinct Committeeperson

Number of Precincts:		1	
Precincts Reporting:		1	
Ballots Cast: (1,414 voters)		221	16%
<b>BARBARA J. VIVIANO</b>	<b>REP</b>	<b>124</b>	<b>56%</b>

**O FALLON 17**

For Precinct Committeeperson

Number of Precincts:		1	
Precincts Reporting:		1	
Ballots Cast: (1,012 voters)		145	14%
<b>MELANIE SCHALTENBRAND</b>	<b>REP</b>	<b>70</b>	<b>48%</b>

**O FALLON 18**

For Precinct Committeeperson

Number of Precincts:		1	
Precincts Reporting:		1	
Ballots Cast: (761 voters)		91	12%
<b>NO CANDIDATE</b>	<b>REP</b>	<b>0</b>	<b>0%</b>

**ST CLAIR 1**

For Precinct Committeeperson

Number of Precincts:		1	
Precincts Reporting:		1	
Ballots Cast: (842 voters)		85	10%
<b>NO CANDIDATE</b>	<b>REP</b>	<b>0</b>	<b>0%</b>

**ST CLAIR 2**

For Precinct Committeeperson

Number of Precincts:		1	
Precincts Reporting:		1	
Ballots Cast: (720 voters)		105	15%
<b>NO CANDIDATE</b>	<b>REP</b>	<b>0</b>	<b>0%</b>

**ST CLAIR 3**

For Precinct Committeeperson

Number of Precincts:		1	
Precincts Reporting:		1	
Ballots Cast: (688 voters)		92	13%
<b>NO CANDIDATE</b>	<b>REP</b>	<b>0</b>	<b>0%</b>

**ST CLAIR 4**

For Precinct Committeeperson

Number of Precincts:		1	
Precincts Reporting:		1	
Ballots Cast: (755 voters)		96	13%
<b>NO CANDIDATE</b>	<b>REP</b>	<b>0</b>	<b>0%</b>

## ST CLAIR 5

For Precinct Committeeperson

Number of Precincts:		1	
Precincts Reporting:		1	
Ballots Cast: (549 voters)		107	19%
<b>NO CANDIDATE</b>	<b>REP</b>	<b>0</b>	<b>0%</b>

## ST CLAIR 6

For Precinct Committeeperson

Number of Precincts:		1	
Precincts Reporting:		1	
Ballots Cast: (654 voters)		114	17%
<b>NO CANDIDATE</b>	<b>REP</b>	<b>0</b>	<b>0%</b>

## ST CLAIR 7

For Precinct Committeeperson

Number of Precincts:		1	
Precincts Reporting:		1	
Ballots Cast: (658 voters)		112	17%
<b>NO CANDIDATE</b>	<b>REP</b>	<b>0</b>	<b>0%</b>

## ST CLAIR 8

For Precinct Committeeperson

Number of Precincts:		1	
Precincts Reporting:		1	
Ballots Cast: (1,082 voters)		243	22%
<b>STEVEN DUFF</b>	<b>REP</b>	<b>115</b>	<b>47%</b>

## ST CLAIR 9

For Precinct Committeeperson

Number of Precincts:		1	
Precincts Reporting:		1	
Ballots Cast: (903 voters)		110	12%
<b>TONDA LOU VAN HOOSE</b>	<b>REP</b>	<b>55</b>	<b>50%</b>

**ST CLAIR 10**

For Precinct Committeeperson

Number of Precincts:		1	
Precincts Reporting:		1	
Ballots Cast: (710 voters)		98	14%
<b>NO CANDIDATE</b>	<b>REP</b>	<b>0</b>	<b>0%</b>

**ST CLAIR 11**

For Precinct Committeeperson

Number of Precincts:		1	
Precincts Reporting:		1	
Ballots Cast: (781 voters)		96	12%
<b>NO CANDIDATE</b>	<b>REP</b>	<b>0</b>	<b>0%</b>

**ST CLAIR 12**

For Precinct Committeeperson

Number of Precincts:		1	
Precincts Reporting:		1	
Ballots Cast: (1,096 voters)		130	12%
<b>NO CANDIDATE</b>	<b>REP</b>	<b>0</b>	<b>0%</b>

**ST CLAIR 13**

For Precinct Committeeperson

Number of Precincts:		1	
Precincts Reporting:		1	
Ballots Cast: (769 voters)		161	21%
<b>NO CANDIDATE</b>	<b>REP</b>	<b>0</b>	<b>0%</b>

**ST CLAIR 14**

For Precinct Committeeperson

Number of Precincts:		1	
Precincts Reporting:		1	
Ballots Cast: (779 voters)		63	8%
<b>ROBERT E. RANDALL</b>	<b>REP</b>	<b>31</b>	<b>49%</b>

## ST CLAIR 15

For Precinct Committeeperson

Number of Precincts:		1	
Precincts Reporting:		1	
Ballots Cast: (1,340 voters)		225	17%
<b>NO CANDIDATE</b>	<b>REP</b>	<b>0</b>	<b>0%</b>

## ST CLAIR 16

For Precinct Committeeperson

Number of Precincts:		1	
Precincts Reporting:		1	
Ballots Cast: (1,118 voters)		114	10%
<b>NO CANDIDATE</b>	<b>REP</b>	<b>0</b>	<b>0%</b>

## ST CLAIR 17

For Precinct Committeeperson

Number of Precincts:		1	
Precincts Reporting:		1	
Ballots Cast: (577 voters)		35	6%
<b>NO CANDIDATE</b>	<b>REP</b>	<b>0</b>	<b>0%</b>

## ST CLAIR 18

For Precinct Committeeperson

Number of Precincts:		1	
Precincts Reporting:		1	
Ballots Cast: (627 voters)		77	12%
<b>NO CANDIDATE</b>	<b>REP</b>	<b>0</b>	<b>0%</b>

## ST CLAIR 19

For Precinct Committeeperson

Number of Precincts:		1	
Precincts Reporting:		1	
Ballots Cast: (647 voters)		116	18%
<b>NO CANDIDATE</b>	<b>REP</b>	<b>0</b>	<b>0%</b>



**ST CLAIR 20**

For Precinct Committeeperson

Number of Precincts:		1	
Precincts Reporting:		1	
Ballots Cast: (761 voters)		154	20%
<b>NO CANDIDATE</b>	<b>REP</b>	<b>0</b>	<b>0%</b>

**ST CLAIR 21**

For Precinct Committeeperson

Number of Precincts:		1	
Precincts Reporting:		1	
Ballots Cast: (595 voters)		100	17%
<b>NO CANDIDATE</b>	<b>REP</b>	<b>0</b>	<b>0%</b>
<b>WRITE-IN</b>	<b>REP</b>	<b>4</b>	<b>4%</b>

**ST CLAIR 22**

For Precinct Committeeperson

Number of Precincts:		1	
Precincts Reporting:		1	
Ballots Cast: (460 voters)		43	9%
<b>NO CANDIDATE</b>	<b>REP</b>	<b>0</b>	<b>0%</b>

**ST CLAIR 23**

For Precinct Committeeperson

Number of Precincts:		1	
Precincts Reporting:		1	
Ballots Cast: (1,438 voters)		250	17%
<b>NO CANDIDATE</b>	<b>REP</b>	<b>0</b>	<b>0%</b>

**ST CLAIR 24**

For Precinct Committeeperson

Number of Precincts:		1	
Precincts Reporting:		1	
Ballots Cast: (750 voters)		161	21%
<b>NO CANDIDATE</b>	<b>REP</b>	<b>0</b>	<b>0%</b>

**ST CLAIR 25**

For Precinct Committeeperson

Number of Precincts:		1	
Precincts Reporting:		1	
Ballots Cast: (1,470 voters)		229	16%
<b>CHERYL MATHEWS</b>	<b>REP</b>	<b>66</b>	<b>29%</b>

**ST CLAIR 26**

For Precinct Committeeperson

Number of Precincts:		1	
Precincts Reporting:		1	
Ballots Cast: (926 voters)		149	16%
<b>NO CANDIDATE</b>	<b>REP</b>	<b>0</b>	<b>0%</b>

**ST CLAIR 27**

For Precinct Committeeperson

Number of Precincts:		1	
Precincts Reporting:		1	
Ballots Cast: (914 voters)		142	16%
<b>NO CANDIDATE</b>	<b>REP</b>	<b>0</b>	<b>0%</b>

**ST CLAIR 28**

For Precinct Committeeperson

Number of Precincts:		1	
Precincts Reporting:		1	
Ballots Cast: (914 voters)		184	20%
<b>REBECCA MC GRADY</b>	<b>REP</b>	<b>94</b>	<b>51%</b>

**ST CLAIR 29**

For Precinct Committeeperson

Number of Precincts:		1	
Precincts Reporting:		1	
Ballots Cast: (907 voters)		104	11%
<b>NO CANDIDATE</b>	<b>REP</b>	<b>0</b>	<b>0%</b>

**ST CLAIR 30**

For Precinct Committeeperson

Number of Precincts:		1	
Precincts Reporting:		1	
Ballots Cast: (756 voters)		138	18%
<b>NO CANDIDATE</b>	<b>REP</b>	<b>0</b>	<b>0%</b>

**ST CLAIR 31**

For Precinct Committeeperson

Number of Precincts:		1	
Precincts Reporting:		1	
Ballots Cast: (812 voters)		133	16%
<b>SHAWN LANKFORD</b>	<b>REP</b>	<b>54</b>	<b>41%</b>

**CASEYVILLE 1**

For Precinct Committeeperson

Number of Precincts:		1	
Precincts Reporting:		1	
Ballots Cast: (1,018 voters)		147	14%
<b>NO CANDIDATE</b>	<b>REP</b>	<b>0</b>	<b>0%</b>

**CASEYVILLE 2**

For Precinct Committeeperson

Number of Precincts:		1	
Precincts Reporting:		1	
Ballots Cast: (1,655 voters)		212	13%
<b>NO CANDIDATE</b>	<b>REP</b>	<b>0</b>	<b>0%</b>

**CASEYVILLE 3**

For Precinct Committeeperson

Number of Precincts:		1	
Precincts Reporting:		1	
Ballots Cast: (656 voters)		95	14%
<b>NO CANDIDATE</b>	<b>REP</b>	<b>0</b>	<b>0%</b>

## CASEYVILLE 4

For Precinct Committeeperson

Number of Precincts:		1	
Precincts Reporting:		1	
Ballots Cast: (727 voters)		137	19%
<b>NO CANDIDATE</b>	<b>REP</b>	<b>0</b>	<b>0%</b>

## CASEYVILLE 5

For Precinct Committeeperson

Number of Precincts:		1	
Precincts Reporting:		1	
Ballots Cast: (1,525 voters)		237	16%
<b>CATHERINE DEMERS</b>	<b>REP</b>	<b>123</b>	<b>52%</b>

## CASEYVILLE 6

For Precinct Committeeperson

Number of Precincts:		1	
Precincts Reporting:		1	
Ballots Cast: (544 voters)		80	15%
<b>NO CANDIDATE</b>	<b>REP</b>	<b>0</b>	<b>0%</b>

## CASEYVILLE 7

For Precinct Committeeperson

Number of Precincts:		1	
Precincts Reporting:		1	
Ballots Cast: (682 voters)		86	13%
<b>NO CANDIDATE</b>	<b>REP</b>	<b>0</b>	<b>0%</b>

## CASEYVILLE 8

For Precinct Committeeperson

Number of Precincts:		1	
Precincts Reporting:		1	
Ballots Cast: (928 voters)		191	21%
<b>DAVID P. LOEBNER</b>	<b>REP</b>	<b>91</b>	<b>48%</b>

## CASEYVILLE 9

For Precinct Committeeperson

Number of Precincts:		1	
Precincts Reporting:		1	
Ballots Cast: (942 voters)		151	16%
<b>NO CANDIDATE</b>	<b>REP</b>	<b>0</b>	<b>0%</b>

## CASEYVILLE 10

For Precinct Committeeperson

Number of Precincts:		1	
Precincts Reporting:		1	
Ballots Cast: (477 voters)		61	13%
<b>NO CANDIDATE</b>	<b>REP</b>	<b>0</b>	<b>0%</b>

## CASEYVILLE 11

For Precinct Committeeperson

Number of Precincts:		1	
Precincts Reporting:		1	
Ballots Cast: (728 voters)		127	17%
<b>NO CANDIDATE</b>	<b>REP</b>	<b>0</b>	<b>0%</b>

## CASEYVILLE 12

For Precinct Committeeperson

Number of Precincts:		1	
Precincts Reporting:		1	
Ballots Cast: (2,624 voters)		324	12%
<b>CARY MATHEWS</b>	<b>REP</b>	<b>163</b>	<b>50%</b>

## CASEYVILLE 13

For Precinct Committeeperson

Number of Precincts:		1	
Precincts Reporting:		1	
Ballots Cast: (799 voters)		130	16%
<b>NO CANDIDATE</b>	<b>REP</b>	<b>0</b>	<b>0%</b>

## CASEYVILLE 14

For Precinct Committeeperson

Number of Precincts:		1	
Precincts Reporting:		1	
Ballots Cast: (609 voters)		86	14%
<b>NO CANDIDATE</b>	<b>REP</b>	<b>0</b>	<b>0%</b>

## CASEYVILLE 15

For Precinct Committeeperson

Number of Precincts:		1	
Precincts Reporting:		1	
Ballots Cast: (485 voters)		69	14%
<b>NO CANDIDATE</b>	<b>REP</b>	<b>0</b>	<b>0%</b>

## CASEYVILLE 16

For Precinct Committeeperson

Number of Precincts:		1	
Precincts Reporting:		1	
Ballots Cast: (419 voters)		71	17%
<b>NO CANDIDATE</b>	<b>REP</b>	<b>0</b>	<b>0%</b>

## CASEYVILLE 17

For Precinct Committeeperson

Number of Precincts:		1	
Precincts Reporting:		1	
Ballots Cast: (850 voters)		147	17%
<b>NO CANDIDATE</b>	<b>REP</b>	<b>0</b>	<b>0%</b>

## CASEYVILLE 18

For Precinct Committeeperson

Number of Precincts:		1	
Precincts Reporting:		1	
Ballots Cast: (2,019 voters)		304	15%
<b>NO CANDIDATE</b>	<b>REP</b>	<b>0</b>	<b>0%</b>

**CASEYVILLE 19**

For Precinct Committeeperson

Number of Precincts:		1	
Precincts Reporting:		1	
Ballots Cast: (517 voters)		92	18%
<b>NO CANDIDATE</b>	<b>REP</b>	<b>0</b>	<b>0%</b>

**CASEYVILLE 20**

For Precinct Committeeperson

Number of Precincts:		1	
Precincts Reporting:		1	
Ballots Cast: (462 voters)		63	14%
<b>NO CANDIDATE</b>	<b>REP</b>	<b>0</b>	<b>0%</b>

**CASEYVILLE 21**

For Precinct Committeeperson

Number of Precincts:		1	
Precincts Reporting:		1	
Ballots Cast: (1,003 voters)		156	16%
<b>NO CANDIDATE</b>	<b>REP</b>	<b>0</b>	<b>0%</b>

**CASEYVILLE 22**

For Precinct Committeeperson

Number of Precincts:		1	
Precincts Reporting:		1	
Ballots Cast: (486 voters)		58	12%
<b>NO CANDIDATE</b>	<b>REP</b>	<b>0</b>	<b>0%</b>

**CASEYVILLE 23**

For Precinct Committeeperson

Number of Precincts:		1	
Precincts Reporting:		1	
Ballots Cast: (950 voters)		150	16%
<b>BRIAN E. SIMMONS</b>	<b>REP</b>	<b>60</b>	<b>40%</b>

## CASEYVILLE 24

For Precinct Committeeperson

Number of Precincts:		1	
Precincts Reporting:		1	
Ballots Cast: (736 voters)		100	14%
<b>NO CANDIDATE</b>	<b>REP</b>	<b>0</b>	<b>0%</b>

## CASEYVILLE 25

For Precinct Committeeperson

Number of Precincts:		1	
Precincts Reporting:		1	
Ballots Cast: (1,127 voters)		132	12%
<b>NO CANDIDATE</b>	<b>REP</b>	<b>0</b>	<b>0%</b>

## CASEYVILLE 26

For Precinct Committeeperson

Number of Precincts:		1	
Precincts Reporting:		1	
Ballots Cast: (1,674 voters)		239	14%
<b>NO CANDIDATE</b>	<b>REP</b>	<b>0</b>	<b>0%</b>

## STOOKEY 1

For Precinct Committeeperson

Number of Precincts:		1	
Precincts Reporting:		1	
Ballots Cast: (1,676 voters)		582	35%
<b>JEAN QUIRIN FRIERDICH</b>	<b>REP</b>	<b>355</b>	<b>61%</b>

## STOOKEY 2

For Precinct Committeeperson

Number of Precincts:		1	
Precincts Reporting:		1	
Ballots Cast: (743 voters)		165	22%
<b>NO CANDIDATE</b>	<b>REP</b>	<b>0</b>	<b>0%</b>



### STOOKEY 3

For Precinct Committeeperson

Number of Precincts:		1	
Precincts Reporting:		1	
Ballots Cast: (518 voters)		68	13%
<b>NO CANDIDATE</b>	<b>REP</b>	<b>0</b>	<b>0%</b>

### STOOKEY 4

For Precinct Committeeperson

Number of Precincts:		1	
Precincts Reporting:		1	
Ballots Cast: (625 voters)		110	18%
<b>NO CANDIDATE</b>	<b>REP</b>	<b>0</b>	<b>0%</b>

### STOOKEY 5

For Precinct Committeeperson

Number of Precincts:		1	
Precincts Reporting:		1	
Ballots Cast: (340 voters)		52	15%
<b>NO CANDIDATE</b>	<b>REP</b>	<b>0</b>	<b>0%</b>

### STOOKEY 6

For Precinct Committeeperson

Number of Precincts:		1	
Precincts Reporting:		1	
Ballots Cast: (921 voters)		130	14%
<b>NO CANDIDATE</b>	<b>REP</b>	<b>0</b>	<b>0%</b>

### STOOKEY 7

For Precinct Committeeperson

Number of Precincts:		1	
Precincts Reporting:		1	
Ballots Cast: (621 voters)		107	17%
<b>NO CANDIDATE</b>	<b>REP</b>	<b>0</b>	<b>0%</b>

## STOOKEY 8

For Precinct Committeeperson

Number of Precincts:		1	
Precincts Reporting:		1	
Ballots Cast: (421 voters)		60	14%
<b>NO CANDIDATE</b>	<b>REP</b>	<b>0</b>	<b>0%</b>

## STOOKEY 9

For Precinct Committeeperson

Number of Precincts:		1	
Precincts Reporting:		1	
Ballots Cast: (921 voters)		145	16%
<b>NO CANDIDATE</b>	<b>REP</b>	<b>0</b>	<b>0%</b>

## STOOKEY 10

For Precinct Committeeperson

Number of Precincts:		1	
Precincts Reporting:		1	
Ballots Cast: (730 voters)		143	20%
<b>NO CANDIDATE</b>	<b>REP</b>	<b>0</b>	<b>0%</b>

## CENTREVILLE 1

For Precinct Committeeperson

Number of Precincts:		1	
Precincts Reporting:		1	
Ballots Cast: (406 voters)		27	7%
<b>NO CANDIDATE</b>	<b>REP</b>	<b>0</b>	<b>0%</b>

## CENTREVILLE 2

For Precinct Committeeperson

Number of Precincts:		1	
Precincts Reporting:		1	
Ballots Cast: (692 voters)		20	3%
<b>NO CANDIDATE</b>	<b>REP</b>	<b>0</b>	<b>0%</b>

### CENTREVILLE 3

For Precinct Committeeperson

Number of Precincts:		1	
Precincts Reporting:		1	
Ballots Cast: (768 voters)		44	6%
<b>NO CANDIDATE</b>	<b>REP</b>	<b>0</b>	<b>0%</b>

### CENTREVILLE 4

For Precinct Committeeperson

Number of Precincts:		1	
Precincts Reporting:		1	
Ballots Cast: (787 voters)		141	18%
<b>NO CANDIDATE</b>	<b>REP</b>	<b>0</b>	<b>0%</b>

### CENTREVILLE 5

For Precinct Committeeperson

Number of Precincts:		1	
Precincts Reporting:		1	
Ballots Cast: (796 voters)		81	10%
<b>NO CANDIDATE</b>	<b>REP</b>	<b>0</b>	<b>0%</b>

### CENTREVILLE 6

For Precinct Committeeperson

Number of Precincts:		1	
Precincts Reporting:		1	
Ballots Cast: (708 voters)		77	11%
<b>BILLIE J. MILLER</b>	<b>REP</b>	<b>3</b>	<b>4%</b>

### CENTREVILLE 7

For Precinct Committeeperson

Number of Precincts:		1	
Precincts Reporting:		1	
Ballots Cast: (363 voters)		17	5%
<b>NO CANDIDATE</b>	<b>REP</b>	<b>0</b>	<b>0%</b>

## CENTREVILLE 8

For Precinct Committeeperson

Number of Precincts:		1	
Precincts Reporting:		1	
Ballots Cast: (530 voters)		43	8%
<b>NO CANDIDATE</b>	<b>REP</b>	<b>0</b>	<b>0%</b>

## CENTREVILLE 9

For Precinct Committeeperson

Number of Precincts:		1	
Precincts Reporting:		1	
Ballots Cast: (776 voters)		40	5%
<b>NO CANDIDATE</b>	<b>REP</b>	<b>0</b>	<b>0%</b>

## CENTREVILLE 10

For Precinct Committeeperson

Number of Precincts:		1	
Precincts Reporting:		1	
Ballots Cast: (579 voters)		53	9%
<b>NO CANDIDATE</b>	<b>REP</b>	<b>0</b>	<b>0%</b>

## CENTREVILLE 11

For Precinct Committeeperson

Number of Precincts:		1	
Precincts Reporting:		1	
Ballots Cast: (581 voters)		114	20%
<b>JESSICA MC CLELLAND</b>	<b>REP</b>	<b>18</b>	<b>16%</b>

## CENTREVILLE 12

For Precinct Committeeperson

Number of Precincts:		1	
Precincts Reporting:		1	
Ballots Cast: (763 voters)		25	3%
<b>NO CANDIDATE</b>	<b>REP</b>	<b>0</b>	<b>0%</b>

### CENTREVILLE 13

For Precinct Committeeperson

Number of Precincts:		1	
Precincts Reporting:		1	
Ballots Cast: (819 voters)		39	5%
<b>NO CANDIDATE</b>	<b>REP</b>	<b>0</b>	<b>0%</b>

### CENTREVILLE 14

For Precinct Committeeperson

Number of Precincts:		1	
Precincts Reporting:		1	
Ballots Cast: (604 voters)		54	9%
<b>NO CANDIDATE</b>	<b>REP</b>	<b>0</b>	<b>0%</b>

### CENTREVILLE 15

For Precinct Committeeperson

Number of Precincts:		1	
Precincts Reporting:		1	
Ballots Cast: (602 voters)		36	6%
<b>NO CANDIDATE</b>	<b>REP</b>	<b>0</b>	<b>0%</b>

### CENTREVILLE 16

For Precinct Committeeperson

Number of Precincts:		1	
Precincts Reporting:		1	
Ballots Cast: (543 voters)		21	4%
<b>NO CANDIDATE</b>	<b>REP</b>	<b>0</b>	<b>0%</b>

### CENTREVILLE 17

For Precinct Committeeperson

Number of Precincts:		1	
Precincts Reporting:		1	
Ballots Cast: (558 voters)		48	9%
<b>NO CANDIDATE</b>	<b>REP</b>	<b>0</b>	<b>0%</b>

## CENTREVILLE 18

For Precinct Committeeperson

Number of Precincts:		1	
Precincts Reporting:		1	
Ballots Cast: (590 voters)		21	4%
<b>NO CANDIDATE</b>	<b>REP</b>	<b>0</b>	<b>0%</b>

## CENTREVILLE 19

For Precinct Committeeperson

Number of Precincts:		1	
Precincts Reporting:		1	
Ballots Cast: (672 voters)		35	5%
<b>NO CANDIDATE</b>	<b>REP</b>	<b>0</b>	<b>0%</b>

## CENTREVILLE 20

For Precinct Committeeperson

Number of Precincts:		1	
Precincts Reporting:		1	
Ballots Cast: (722 voters)		39	5%
<b>NO CANDIDATE</b>	<b>REP</b>	<b>0</b>	<b>0%</b>

## CENTREVILLE 21

For Precinct Committeeperson

Number of Precincts:		1	
Precincts Reporting:		1	
Ballots Cast: (726 voters)		27	4%
<b>NO CANDIDATE</b>	<b>REP</b>	<b>0</b>	<b>0%</b>

## CANTEEN 1

For Precinct Committeeperson

Number of Precincts:		1	
Precincts Reporting:		1	
Ballots Cast: (597 voters)		70	12%
<b>NO CANDIDATE</b>	<b>REP</b>	<b>0</b>	<b>0%</b>

## CANTEEN 2

For Precinct Committeeperson

Number of Precincts:		1	
Precincts Reporting:		1	
Ballots Cast: (524 voters)		133	25%
<b>NO CANDIDATE</b>	<b>REP</b>	<b>0</b>	<b>0%</b>

## CANTEEN 3

For Precinct Committeeperson

Number of Precincts:		1	
Precincts Reporting:		1	
Ballots Cast: (435 voters)		222	51%
<b>NO CANDIDATE</b>	<b>REP</b>	<b>0</b>	<b>0%</b>

## CANTEEN 4

For Precinct Committeeperson

Number of Precincts:		1	
Precincts Reporting:		1	
Ballots Cast: (390 voters)		69	18%
<b>NO CANDIDATE</b>	<b>REP</b>	<b>0</b>	<b>0%</b>

## CANTEEN 5

For Precinct Committeeperson

Number of Precincts:		1	
Precincts Reporting:		1	
Ballots Cast: (524 voters)		186	35%
<b>NO CANDIDATE</b>	<b>REP</b>	<b>0</b>	<b>0%</b>
<b>WRITE-IN</b>	<b>REP</b>	<b>2</b>	<b>1%</b>

## CANTEEN 6

For Precinct Committeeperson

Number of Precincts:		1	
Precincts Reporting:		1	
Ballots Cast: (406 voters)		134	33%
<b>NO CANDIDATE</b>	<b>REP</b>	<b>0</b>	<b>0%</b>

## CANTEEN 7

For Precinct Committeeperson

Number of Precincts:		1	
Precincts Reporting:		1	
Ballots Cast: (542 voters)		68	13%
<b>LUCILLE "LUCY" SKIBINSKI</b>	<b>REP</b>	<b>25</b>	<b>37%</b>

## CANTEEN 8

For Precinct Committeeperson

Number of Precincts:		1	
Precincts Reporting:		1	
Ballots Cast: (473 voters)		62	13%
<b>NO CANDIDATE</b>	<b>REP</b>	<b>0</b>	<b>0%</b>

## CANTEEN 9

For Precinct Committeeperson

Number of Precincts:		1	
Precincts Reporting:		1	
Ballots Cast: (525 voters)		57	11%
<b>NO CANDIDATE</b>	<b>REP</b>	<b>0</b>	<b>0%</b>

## SUGAR LOAF 1

For Precinct Committeeperson

Number of Precincts:		1	
Precincts Reporting:		1	
Ballots Cast: (1,238 voters)		234	19%
<b>DAVID BOLLONE</b>	<b>REP</b>	<b>155</b>	<b>66%</b>

## SUGAR LOAF 2

For Precinct Committeeperson

Number of Precincts:		1	
Precincts Reporting:		1	
Ballots Cast: (640 voters)		55	9%
<b>NO CANDIDATE</b>	<b>REP</b>	<b>0</b>	<b>0%</b>



### SUGAR LOAF 3

For Precinct Committeeperson

Number of Precincts:		1	
Precincts Reporting:		1	
Ballots Cast: (534 voters)		63	12%
<b>NO CANDIDATE</b>	<b>REP</b>	<b>0</b>	<b>0%</b>

### SUGAR LOAF 4

For Precinct Committeeperson

Number of Precincts:		1	
Precincts Reporting:		1	
Ballots Cast: (723 voters)		72	10%
<b>NO CANDIDATE</b>	<b>REP</b>	<b>0</b>	<b>0%</b>

### SUGAR LOAF 5

For Precinct Committeeperson

Number of Precincts:		1	
Precincts Reporting:		1	
Ballots Cast: (730 voters)		91	12%
<b>NO CANDIDATE</b>	<b>REP</b>	<b>0</b>	<b>0%</b>

### SUGAR LOAF 6

For Precinct Committeeman

Number of Precincts:		1	
Precincts Reporting:		1	
Ballots Cast: (884 voters)		106	12%
<b>NO CANDIDATE</b>	<b>REP</b>	<b>0</b>	<b>0%</b>

### STITES 1

For Precinct Committeeperson

Number of Precincts:		1	
Precincts Reporting:		1	
Ballots Cast: (406 voters)		42	10%
<b>NO CANDIDATE</b>	<b>REP</b>	<b>0</b>	<b>0%</b>

**ENGELMANN 1**

For Precinct Committeeperson

Number of Precincts:		1	
Precincts Reporting:		1	
Ballots Cast: (547 voters)		182	33%
<b>KATHERINE A. GARRISON</b>	<b>REP</b>	<b>148</b>	<b>81%</b>

**FAYETTEVILLE 1**

For Precinct Committeeperson

Number of Precincts:		1	
Precincts Reporting:		1	
Ballots Cast: (429 voters)		75	17%
<b>NO CANDIDATE</b>	<b>REP</b>	<b>0</b>	<b>0%</b>

**FAYETTEVILLE 2**

For Precinct Committeeperson

Number of Precincts:		1	
Precincts Reporting:		1	
Ballots Cast: (665 voters)		121	18%
<b>NO CANDIDATE</b>	<b>REP</b>	<b>0</b>	<b>0%</b>

**MARISSA 1**

For Precinct Committeeperson

Number of Precincts:		1	
Precincts Reporting:		1	
Ballots Cast: (822 voters)		148	18%
<b>NO CANDIDATE</b>	<b>REP</b>	<b>0</b>	<b>0%</b>

**MARISSA 2**

For Precinct Committeeperson

Number of Precincts:		1	
Precincts Reporting:		1	
Ballots Cast: (740 voters)		141	19%
<b>NO CANDIDATE</b>	<b>REP</b>	<b>0</b>	<b>0%</b>

## FREEBURG 1

For Precinct Committeeperson

Number of Precincts:		1	
Precincts Reporting:		1	
Ballots Cast: (1,268 voters)		240	19%
<b>NO CANDIDATE</b>	<b>REP</b>	<b>0</b>	<b>0%</b>

## FREEBURG 2

For Precinct Committeeperson

Number of Precincts:		1	
Precincts Reporting:		1	
Ballots Cast: (1,205 voters)		213	18%
<b>NO CANDIDATE</b>	<b>REP</b>	<b>0</b>	<b>0%</b>

## FREEBURG 3

For Precinct Committeeperson

Number of Precincts:		1	
Precincts Reporting:		1	
Ballots Cast: (1,210 voters)		198	16%
<b>NO CANDIDATE</b>	<b>REP</b>	<b>0</b>	<b>0%</b>

## NEW ATHENS 1

For Precinct Committeeperson

Number of Precincts:		1	
Precincts Reporting:		1	
Ballots Cast: (817 voters)		113	14%
<b>NO CANDIDATE</b>	<b>REP</b>	<b>0</b>	<b>0%</b>

## NEW ATHENS 2

For Precinct Committeeperson

Number of Precincts:		1	
Precincts Reporting:		1	
Ballots Cast: (945 voters)		179	19%
<b>NO CANDIDATE</b>	<b>REP</b>	<b>0</b>	<b>0%</b>

## LENZBURG 1

For Precinct Committeeperson

Number of Precincts:		1	
Precincts Reporting:		1	
Ballots Cast: (643 voters)		134	21%
<b>NO CANDIDATE</b>	<b>REP</b>	<b>0</b>	<b>0%</b>

## PRAIRIE DU LONG 1

For Precinct Committeeperson

Number of Precincts:		1	
Precincts Reporting:		1	
Ballots Cast: (786 voters)		141	18%
<b>NO CANDIDATE</b>	<b>REP</b>	<b>0</b>	<b>0%</b>

## PRAIRIE DU LONG 2

For Precinct Committeeperson

Number of Precincts:		1	
Precincts Reporting:		1	
Ballots Cast: (1,304 voters)		245	19%
<b>PHILLIP "PHIL" W. HENNING</b>	<b>REP</b>	<b>162</b>	<b>66%</b>

## SMITHTON 1

For Precinct Committeeperson

Number of Precincts:		1	
Precincts Reporting:		1	
Ballots Cast: (1,282 voters)		207	16%
<b>NO CANDIDATE</b>	<b>REP</b>	<b>0</b>	<b>0%</b>

## SMITHTON 2

For Precinct Committeeperson

Number of Precincts:		1	
Precincts Reporting:		1	
Ballots Cast: (788 voters)		131	17%
<b>NO CANDIDATE</b>	<b>REP</b>	<b>0</b>	<b>0%</b>

### SMITHTON 3

For Precinct Committeeperson

Number of Precincts:		1	
Precincts Reporting:		1	
Ballots Cast: (1,145 voters)		211	18%
<b>NO CANDIDATE</b>	<b>REP</b>	<b>0</b>	<b>0%</b>

### MILLSTADT 1

For Precinct Committeeperson

Number of Precincts:		1	
Precincts Reporting:		1	
Ballots Cast: (1,195 voters)		561	47%
<b>LINDA LEHR</b>	<b>REP</b>	<b>284</b>	<b>51%</b>

### MILLSTADT 2

For Precinct Committeeperson

Number of Precincts:		1	
Precincts Reporting:		1	
Ballots Cast: (1,499 voters)		624	42%
<b>NO CANDIDATE</b>	<b>REP</b>	<b>0</b>	<b>0%</b>

### MILLSTADT 3

For Precinct Committeeperson

Number of Precincts:		1	
Precincts Reporting:		1	
Ballots Cast: (586 voters)		190	32%
<b>NO CANDIDATE</b>	<b>REP</b>	<b>0</b>	<b>0%</b>

### MILLSTADT 4

For Precinct Committeeperson

Number of Precincts:		1	
Precincts Reporting:		1	
Ballots Cast: (890 voters)		325	37%
<b>NO CANDIDATE</b>	<b>REP</b>	<b>0</b>	<b>0%</b>

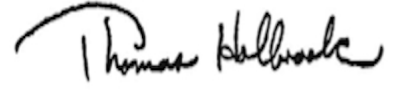
## MILLSTADT 5

For Precinct Committeeperson

Number of Precincts:		1	
Precincts Reporting:		1	
Ballots Cast: (1,055 voters)		504	48%
<b>NO CANDIDATE</b>	<b>REP</b>	<b>0</b>	<b>0%</b>



**ST. CLAIR COUNTY, ILLINOIS**  
**General Primary Election (06/28/2022)**  
**Registered Voters: 163,376**  
**Others**

  
**Thomas Holbrook**  
**County Clerk**

**PROPOSED MILLSTADT LIBRARY ANNEXATION WITH CUSD 160**

Shall the unserved territory of the Millstadt Consolidated School District #160, St. Clair County be annexed to the Millstadt Library District in St. Clair County?

Number of Precincts:		9	
Precincts Reporting:		9	
Ballots Cast: (9,697 voters)		3,270	34%
<b>YES</b>		<b>863</b>	<b>26%</b>
<b>NO</b>		<b>1,841</b>	<b>56%</b>

**VILLAGE OF SUMMERFIELD**

Shall the number of Trustees on the Village of Summerfield Board of Trustees be reduced from 6 trustees to 4 trustees?

Number of Precincts:		1	
Precincts Reporting:		1	
Ballots Cast: (462 voters)		106	23%
<b>YES</b>		<b>28</b>	<b>26%</b>
<b>NO</b>		<b>20</b>	<b>19%</b>