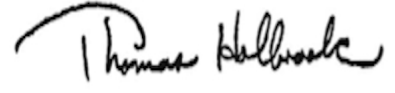




**ST. CLAIR COUNTY, ILLINOIS**  
**General Primary Election (03/19/2024)**  
**Registered Voters: 162,978**  
**Democratic**

  
**Thomas Holbrook**  
**St Clair County Clerk**

**FEDERAL**

For President Of The United States  
Democratic Party

<i>Number of Precincts:</i>		149	
<i>Precincts Reporting:</i>		149	
<i>Ballots Cast: (162,978 voters)</i>		9,845	6%
<b>JOSEPH R BIDEN JR</b>	<b>DEM</b>	<b>8,693</b>	<b>88%</b>
<b>DEAN PHILLIPS</b>	<b>DEM</b>	<b>300</b>	<b>3%</b>
<b>MARIANNE WILLIAMSON</b>	<b>DEM</b>	<b>375</b>	<b>4%</b>
<b>FRANK "FRANKIE" LOZADA</b>	<b>DEM</b>	<b>131</b>	<b>1%</b>

**12TH CONGRESSIONAL DISTRICT**

For Representative In Congress  
Democratic Party

<i>Number of Precincts:</i>		65	
<i>Precincts Reporting:</i>		65	
<i>Ballots Cast: (73,231 voters)</i>		2,954	4%
<b>PRESTON GABRIEL NELSON</b>	<b>DEM</b>	<b>1,147</b>	<b>39%</b>
<b>BRIAN ROBERTS</b>	<b>DEM</b>	<b>1,510</b>	<b>51%</b>

**12TH CONGRESSIONAL DISTRICT**

For Delegate To The National Nominating Convention  
Democratic Party

<i>Number of Precincts:</i>		65	
<i>Precincts Reporting:</i>		65	
<i>Ballots Cast: (73,231 voters)</i>		8,862	12%
<b>NATALIE PHELPS FINNIE (BIDEN)</b>	<b>DEM</b>	<b>2,435</b>	<b>27%</b>
<b>PATRICK H. SCATES (BIDEN)</b>	<b>DEM</b>	<b>2,123</b>	<b>24%</b>
<b>BRANDI BRADLEY (BIDEN)</b>	<b>DEM</b>	<b>2,256</b>	<b>25%</b>

### 13TH CONGRESSIONAL DISTRICT

For Representative In Congress  
Democratic Party

Number of Precincts:		97	
Precincts Reporting:		97	
Ballots Cast: (105,101 voters)		6,891	7%
<b>NIKKI BUDZINSKI</b>	<b>DEM</b>	<b>6,270</b>	<b>91%</b>

### 13TH CONGRESSIONAL DISTRICT

For Delegate To The National Nominating Convention  
Democratic Party

Number of Precincts:		97	
Precincts Reporting:		97	
Ballots Cast: (105,101 voters)		41,346	39%
<b>CHRISTOPHER BELT (BIDEN)</b>	<b>DEM</b>	<b>5,670</b>	<b>14%</b>
<b>DORIS TURNER (BIDEN)</b>	<b>DEM</b>	<b>4,879</b>	<b>12%</b>
<b>TIM DREA (BIDEN)</b>	<b>DEM</b>	<b>4,492</b>	<b>11%</b>
<b>KATIE STUART (BIDEN)</b>	<b>DEM</b>	<b>5,090</b>	<b>12%</b>
<b>ANDY MANAR (BIDEN)</b>	<b>DEM</b>	<b>4,416</b>	<b>11%</b>
<b>CAMERON JOOST STEVENS (BIDEN)</b>	<b>DEM</b>	<b>4,501</b>	<b>11%</b>

### 55TH LEGISLATIVE DISTRICT

For State Senator  
Democratic Party

Number of Precincts:		9	
Precincts Reporting:		9	
Ballots Cast: (8,217 voters)		199	2%
<b>NO CANDIDATE</b>	<b>DEM</b>	<b>0</b>	<b>0%</b>

### 58TH LEGISLATIVE DISTRICT

For State Senator  
Democratic Party

Number of Precincts:		2	
Precincts Reporting:		2	
Ballots Cast: (2,177 voters)		70	3%
<b>NO CANDIDATE</b>	<b>DEM</b>	<b>0</b>	<b>0%</b>

### 109th Representative District

For Representative In The General Assembly  
Democratic Party

Number of Precincts:		9	
Precincts Reporting:		9	
Ballots Cast: (8,217 voters)		199	2%
<b>NO CANDIDATE</b>	<b>DEM</b>	<b>0</b>	<b>0%</b>

### 112TH REPRESENTATIVE DISTRICT

For Representative In The General Assembly  
Democratic Party

Number of Precincts:		27	
Precincts Reporting:		27	
Ballots Cast: (31,253 voters)		1,781	6%
<b>KATIE STUART</b>	<b>DEM</b>	<b>1,603</b>	<b>90%</b>

### 113TH REPRESENTATIVE DISTRICT

For Representative In The General Assembly  
Democratic Party

Number of Precincts:		79	
Precincts Reporting:		79	
Ballots Cast: (85,269 voters)		4,914	6%
<b>JAY HOFFMAN</b>	<b>DEM</b>	<b>4,277</b>	<b>87%</b>

### 114TH REPRESENTATIVE DISTRICT

For Representative In The General Assembly  
Democratic Party

Number of Precincts:		69	
Precincts Reporting:		69	
Ballots Cast: (77,284 voters)		2,881	4%
<b>LATOYA GREENWOOD</b>	<b>DEM</b>	<b>2,502</b>	<b>87%</b>

### 115th Representative District

For Representative In The General Assembly  
Democratic Party

Number of Precincts:		2	
Precincts Reporting:		2	
Ballots Cast: (2,177 voters)		70	3%
<b>NO CANDIDATE</b>	<b>DEM</b>	<b>0</b>	<b>0%</b>

## Prairie Dupont Levee District

For Trustee  
Democratic Party

<i>Number of Precincts:</i>		6	
<i>Precincts Reporting:</i>		6	
<i>Ballots Cast: (5,874 voters)</i>		640	11%
<b>RANDY C. BOLLE</b>	<b>DEM</b>	<b>85</b>	<b>13%</b>
<b>MICHAEL H. LINDHORST</b>	<b>DEM</b>	<b>88</b>	<b>14%</b>
<b>DAVID WALSTER</b>	<b>DEM</b>	<b>87</b>	<b>14%</b>
<b>DENNIS E. FOUTCH</b>	<b>DEM</b>	<b>83</b>	<b>13%</b>
<b>MICHAEL E SULLIVAN</b>	<b>DEM</b>	<b>100</b>	<b>16%</b>

## ST. CLAIR COUNTY

For County Board Chairman  
Democratic Party

<i>Number of Precincts:</i>		149	
<i>Precincts Reporting:</i>		149	
<i>Ballots Cast: (162,978 voters)</i>		9,845	6%
<b>MARK KERN</b>	<b>DEM</b>	<b>9,067</b>	<b>92%</b>

## ST. CLAIR COUNTY

For State's Attorney  
Democratic Party

<i>Number of Precincts:</i>		149	
<i>Precincts Reporting:</i>		149	
<i>Ballots Cast: (162,978 voters)</i>		9,845	6%
<b>JIM GOMRIC</b>	<b>DEM</b>	<b>8,947</b>	<b>91%</b>

## ST. CLAIR COUNTY

For County Coroner  
Democratic Party

<i>Number of Precincts:</i>		149	
<i>Precincts Reporting:</i>		149	
<i>Ballots Cast: (162,978 voters)</i>		9,845	6%
<b>CALVIN DYE, SR.</b>	<b>DEM</b>	<b>9,098</b>	<b>92%</b>

## ST. CLAIR COUNTY

For Circuit Clerk  
Democratic Party

Number of Precincts:		149	
Precincts Reporting:		149	
Ballots Cast: (162,978 voters)		9,845	6%
<b>KINNIS WILLIAMS, SR.</b>	<b>DEM</b>	<b>8,941</b>	<b>91%</b>

## ST. CLAIR COUNTY

For County Auditor  
Democratic Party

Number of Precincts:		149	
Precincts Reporting:		149	
Ballots Cast: (162,978 voters)		9,845	6%
<b>PATTY A. SPRAGUE</b>	<b>DEM</b>	<b>8,962</b>	<b>91%</b>

## ST. CLAIR COUNTY

For County Recorder  
Democratic Party

Number of Precincts:		149	
Precincts Reporting:		149	
Ballots Cast: (162,978 voters)		9,845	6%
<b>MICHAEL P. CROCKETT, JR.</b>	<b>DEM</b>	<b>8,908</b>	<b>90%</b>

## ST. CLAIR COUNTY

For County Board Of Review  
Democratic Party

Number of Precincts:		149	
Precincts Reporting:		149	
Ballots Cast: (162,978 voters)		9,845	6%
<b>AMANDA K WARMA</b>	<b>DEM</b>	<b>8,765</b>	<b>89%</b>

## ST. CLAIR COUNTY

For County Board Of Review  
(To Serve an Unexpired 2-Year Term)  
Democratic Party

Number of Precincts:		149	
Precincts Reporting:		149	
Ballots Cast: (162,978 voters)		9,845	6%
<b>IRMA G. GOLLIDAY</b>	<b>DEM</b>	<b>8,951</b>	<b>91%</b>

**ESR 50**  
**(St. Clair County)**

For Regional Superintendent of Schools  
(To Serve an Unexpired 2-Year Term)  
Democratic Party

<i>Number of Precincts:</i>		146	
<i>Precincts Reporting:</i>		146	
<i>Ballots Cast: (159,750 voters)</i>		9,317	6%
<b>LORI COSTELLO</b>	<b>DEM</b>	<b>8,399</b>	<b>90%</b>

**County Board**  
**District 1**

For Member Of The County Board  
Democratic Party - E. St Louis Combined Race

<i>Number of Precincts:</i>		8	
<i>Precincts Reporting:</i>		8	
<i>Ballots Cast: (7,669 voters)</i>		391	5%
<b>ROBERT ALLEN, JR.</b>	<b>DEM</b>	<b>367</b>	<b>94%</b>

**County Board**  
**District 6**

For Member Of The County Board  
Democratic Party

<i>Number of Precincts:</i>		11	
<i>Precincts Reporting:</i>		11	
<i>Ballots Cast: (13,263 voters)</i>		357	3%
<b>MARTY CRAWFORD</b>	<b>DEM</b>	<b>337</b>	<b>94%</b>

**County Board**  
**District 7**

For Member Of The County Board  
Democratic Party

<i>Number of Precincts:</i>		9	
<i>Precincts Reporting:</i>		9	
<i>Ballots Cast: (10,571 voters)</i>		226	2%
<b>COURTNEY MOORE</b>	<b>DEM</b>	<b>201</b>	<b>89%</b>

**County Board  
District 9**

For Member Of The County Board  
Democratic Party - E. St Louis Combined Race

<i>Number of Precincts:</i>		14	
<i>Precincts Reporting:</i>		14	
<i>Ballots Cast: (14,307 voters)</i>		435	3%
<b>KEN EASTERLEY</b>	<b>DEM</b>	<b>398</b>	<b>91%</b>

**County Board  
District 10**

For Member Of The County Board  
Democratic Party

<i>Number of Precincts:</i>		15	
<i>Precincts Reporting:</i>		15	
<i>Ballots Cast: (16,195 voters)</i>		515	3%
<b>SCOTT GREENWALD</b>	<b>DEM</b>	<b>474</b>	<b>92%</b>

**County Board  
District 11**

For Member Of The County Board  
Democratic Party

<i>Number of Precincts:</i>		9	
<i>Precincts Reporting:</i>		9	
<i>Ballots Cast: (10,576 voters)</i>		492	5%
<b>KENNETH G. SHARKEY</b>	<b>DEM</b>	<b>457</b>	<b>93%</b>

**County Board  
District 16**

For Member Of The County Board  
Democratic Party

<i>Number of Precincts:</i>		12	
<i>Precincts Reporting:</i>		12	
<i>Ballots Cast: (12,893 voters)</i>		366	3%
<b>C.J. BARICEVIC</b>	<b>DEM</b>	<b>334</b>	<b>91%</b>

**County Board  
District 18**

For Member Of The County Board  
Democratic Party

<i>Number of Precincts:</i>		11	
<i>Precincts Reporting:</i>		11	
<i>Ballots Cast: (12,325 voters)</i>		300	2%
<b>DAVID B. LANGFORD</b>	<b>DEM</b>	<b>259</b>	<b>86%</b>

**County Board  
District 24**

For Member Of The County Board  
Democratic Party

<i>Number of Precincts:</i>		14	
<i>Precincts Reporting:</i>		14	
<i>Ballots Cast: (16,387 voters)</i>		261	2%
<b>NO CANDIDATE</b>	<b>DEM</b>	<b>0</b>	<b>0%</b>

**County Board  
District 27**

For Member Of The County Board  
Democratic Party

<i>Number of Precincts:</i>		10	
<i>Precincts Reporting:</i>		10	
<i>Ballots Cast: (10,476 voters)</i>		362	3%
<b>NO CANDIDATE</b>	<b>DEM</b>	<b>0</b>	<b>0%</b>

**Belleville 1**

PRECINCT COMMITTEEPERSON  
Democratic Party

<i>Number of Precincts:</i>		1	
<i>Precincts Reporting:</i>		1	
<i>Ballots Cast: (1,205 voters)</i>		42	3%
<b>BRYAN W. WHITAKER</b>	<b>DEM</b>	<b>39</b>	<b>93%</b>

**Belleville 2**

PRECINCT COMMITTEEPERSON  
Democratic Party

<i>Number of Precincts:</i>		1	
<i>Precincts Reporting:</i>		1	
<i>Ballots Cast: (1,149 voters)</i>		48	4%
<b>NO CANDIDATE</b>	<b>DEM</b>	<b>0</b>	<b>0%</b>



### Belleville 3

PRECINCT COMMITTEEPERSON  
Democratic Party

Number of Precincts:		1	
Precincts Reporting:		1	
Ballots Cast: (1,253 voters)		59	5%
<b>NO CANDIDATE</b>	<b>DEM</b>	<b>0</b>	<b>0%</b>

### Belleville 4

PRECINCT COMMITTEEPERSON  
Democratic Party

Number of Precincts:		1	
Precincts Reporting:		1	
Ballots Cast: (1,124 voters)		59	5%
<b>NO CANDIDATE</b>	<b>DEM</b>	<b>0</b>	<b>0%</b>

### Belleville 5

PRECINCT COMMITTEEPERSON  
Democratic Party

Number of Precincts:		1	
Precincts Reporting:		1	
Ballots Cast: (1,388 voters)		94	7%
<b>ROBERT J. SPRAGUE</b>	<b>DEM</b>	<b>89</b>	<b>95%</b>

### Belleville 6

PRECINCT COMMITTEEPERSON  
Democratic Party

Number of Precincts:		1	
Precincts Reporting:		1	
Ballots Cast: (721 voters)		31	4%
<b>NO CANDIDATE</b>	<b>DEM</b>	<b>0</b>	<b>0%</b>

### Belleville 7

PRECINCT COMMITTEEPERSON  
Democratic Party

Number of Precincts:		1	
Precincts Reporting:		1	
Ballots Cast: (1,298 voters)		74	6%
<b>NO CANDIDATE</b>	<b>DEM</b>	<b>0</b>	<b>0%</b>

**Belleville 8**

PRECINCT COMMITTEEPERSON  
Democratic Party

Number of Precincts:		1	
Precincts Reporting:		1	
Ballots Cast: (1,011 voters)		64	6%
<b>NO CANDIDATE</b>	<b>DEM</b>	<b>0</b>	<b>0%</b>

**Belleville 9**

PRECINCT COMMITTEEPERSON  
Democratic Party

Number of Precincts:		1	
Precincts Reporting:		1	
Ballots Cast: (822 voters)		51	6%
<b>NO CANDIDATE</b>	<b>DEM</b>	<b>0</b>	<b>0%</b>

**Belleville 10**

PRECINCT COMMITTEEPERSON  
Democratic Party

Number of Precincts:		1	
Precincts Reporting:		1	
Ballots Cast: (1,085 voters)		74	7%
<b>ROGER OSTHOFF</b>	<b>DEM</b>	<b>71</b>	<b>96%</b>

**Belleville 11**

PRECINCT COMMITTEEPERSON  
Democratic Party

Number of Precincts:		1	
Precincts Reporting:		1	
Ballots Cast: (1,470 voters)		82	6%
<b>NO CANDIDATE</b>	<b>DEM</b>	<b>0</b>	<b>0%</b>

**Belleville 12**

PRECINCT COMMITTEEPERSON  
Democratic Party

Number of Precincts:		1	
Precincts Reporting:		1	
Ballots Cast: (1,235 voters)		79	6%
<b>JOHNNIE ANTHONY</b>	<b>DEM</b>	<b>77</b>	<b>97%</b>

**Belleville 13**

PRECINCT COMMITTEEPERSON  
Democratic Party

Number of Precincts:		1	
Precincts Reporting:		1	
Ballots Cast: (857 voters)		60	7%
<b>NO CANDIDATE</b>	<b>DEM</b>	<b>0</b>	<b>0%</b>

**Belleville 14**

PRECINCT COMMITTEEPERSON  
Democratic Party

Number of Precincts:		1	
Precincts Reporting:		1	
Ballots Cast: (953 voters)		108	11%
<b>KEN EASTERLEY</b>	<b>DEM</b>	<b>101</b>	<b>94%</b>

**Belleville 15**

PRECINCT COMMITTEEPERSON  
Democratic Party

Number of Precincts:		1	
Precincts Reporting:		1	
Ballots Cast: (1,197 voters)		87	7%
<b>IRMA G. GOLLIDAY</b>	<b>DEM</b>	<b>76</b>	<b>87%</b>

**Belleville 16**

PRECINCT COMMITTEEPERSON  
Democratic Party

Number of Precincts:		1	
Precincts Reporting:		1	
Ballots Cast: (1,133 voters)		75	7%
<b>NO CANDIDATE</b>	<b>DEM</b>	<b>0</b>	<b>0%</b>

**Belleville 17**

PRECINCT COMMITTEEPERSON  
Democratic Party

Number of Precincts:		1	
Precincts Reporting:		1	
Ballots Cast: (1,098 voters)		81	7%
<b>NO CANDIDATE</b>	<b>DEM</b>	<b>0</b>	<b>0%</b>

**Belleville 18**

PRECINCT COMMITTEEPERSON  
Democratic Party

Number of Precincts:		1	
Precincts Reporting:		1	
Ballots Cast: (973 voters)		57	6%
<b>NO CANDIDATE</b>	<b>DEM</b>	<b>0</b>	<b>0%</b>

**Belleville 19**

PRECINCT COMMITTEEPERSON  
Democratic Party

Number of Precincts:		1	
Precincts Reporting:		1	
Ballots Cast: (1,516 voters)		72	5%
<b>CATHERINE KREHER</b>	<b>DEM</b>	<b>65</b>	<b>90%</b>

**Belleville 20**

PRECINCT COMMITTEEPERSON  
Democratic Party

Number of Precincts:		1	
Precincts Reporting:		1	
Ballots Cast: (1,369 voters)		62	5%
<b>NO CANDIDATE</b>	<b>DEM</b>	<b>0</b>	<b>0%</b>

**Belleville 21**

PRECINCT COMMITTEEPERSON  
Democratic Party

Number of Precincts:		1	
Precincts Reporting:		1	
Ballots Cast: (1,092 voters)		69	6%
<b>MARK KERN</b>	<b>DEM</b>	<b>64</b>	<b>93%</b>

**Belleville 22**

PRECINCT COMMITTEEPERSON  
Democratic Party

Number of Precincts:		1	
Precincts Reporting:		1	
Ballots Cast: (1,123 voters)		65	6%
<b>NO CANDIDATE</b>	<b>DEM</b>	<b>0</b>	<b>0%</b>

**Belleville 23**

PRECINCT COMMITTEEPERSON  
Democratic Party

<i>Number of Precincts:</i>		1	
<i>Precincts Reporting:</i>		1	
<i>Ballots Cast: (924 voters)</i>		67	7%
<b>DENNIS C. WEYGANDT</b>	<b>DEM</b>	<b>45</b>	<b>67%</b>
<b>DANE NELSON</b>	<b>DEM</b>	<b>17</b>	<b>25%</b>

**Belleville 24**

PRECINCT COMMITTEEPERSON  
Democratic Party

<i>Number of Precincts:</i>		1	
<i>Precincts Reporting:</i>		1	
<i>Ballots Cast: (1,358 voters)</i>		93	7%
<b>KELVIN ELLIS</b>	<b>DEM</b>	<b>85</b>	<b>91%</b>

**Belleville 25**

PRECINCT COMMITTEEPERSON  
Democratic Party

<i>Number of Precincts:</i>		1	
<i>Precincts Reporting:</i>		1	
<i>Ballots Cast: (760 voters)</i>		37	5%
<b>NO CANDIDATE</b>	<b>DEM</b>	<b>0</b>	<b>0%</b>

**Mascoutah 1**

PRECINCT COMMITTEEPERSON  
Democratic Party

<i>Number of Precincts:</i>		1	
<i>Precincts Reporting:</i>		1	
<i>Ballots Cast: (1,214 voters)</i>		23	2%
<b>NO CANDIDATE</b>	<b>DEM</b>	<b>0</b>	<b>0%</b>

**Mascoutah 2**

PRECINCT COMMITTEEPERSON  
Democratic Party

<i>Number of Precincts:</i>		1	
<i>Precincts Reporting:</i>		1	
<i>Ballots Cast: (1,766 voters)</i>		70	4%
<b>NO CANDIDATE</b>	<b>DEM</b>	<b>0</b>	<b>0%</b>

### Mascoutah 3

PRECINCT COMMITTEEPERSON  
Democratic Party

Number of Precincts:		1	
Precincts Reporting:		1	
Ballots Cast: (2,037 voters)		55	3%
<b>NO CANDIDATE</b>	<b>DEM</b>	<b>0</b>	<b>0%</b>

### Mascoutah 4

PRECINCT COMMITTEEPERSON  
Democratic Party

Number of Precincts:		1	
Precincts Reporting:		1	
Ballots Cast: (1,359 voters)		62	5%
<b>NO CANDIDATE</b>	<b>DEM</b>	<b>0</b>	<b>0%</b>

### LEBANON 1

PRECINCT COMMITTEEPERSON  
Democratic Party

Number of Precincts:		1	
Precincts Reporting:		1	
Ballots Cast: (0 voters)		95	0%
<b>NO CANDIDATE</b>	<b>DEM</b>	<b>0</b>	<b>0%</b>

### Lebanon 2

PRECINCT COMMITTEEPERSON  
Democratic Party

Number of Precincts:		1	
Precincts Reporting:		1	
Ballots Cast: (767 voters)		41	5%
<b>NO CANDIDATE</b>	<b>DEM</b>	<b>0</b>	<b>0%</b>

### Lebanon 3

PRECINCT COMMITTEEPERSON  
Democratic Party

Number of Precincts:		1	
Precincts Reporting:		1	
Ballots Cast: (465 voters)		8	2%
<b>NO CANDIDATE</b>	<b>DEM</b>	<b>0</b>	<b>0%</b>

### Shiloh Valley 1

PRECINCT COMMITTEEPERSON  
Democratic Party

Number of Precincts:		1	
Precincts Reporting:		1	
Ballots Cast: (1,546 voters)		73	5%
<b>NO CANDIDATE</b>	<b>DEM</b>	<b>0</b>	<b>0%</b>

### Shiloh Valley 2

PRECINCT COMMITTEEPERSON  
Democratic Party

Number of Precincts:		1	
Precincts Reporting:		1	
Ballots Cast: (1,412 voters)		26	2%
<b>NO CANDIDATE</b>	<b>DEM</b>	<b>0</b>	<b>0%</b>

### Shiloh Valley 3

PRECINCT COMMITTEEPERSON  
Democratic Party

Number of Precincts:		1	
Precincts Reporting:		1	
Ballots Cast: (1,169 voters)		49	4%
<b>NO CANDIDATE</b>	<b>DEM</b>	<b>0</b>	<b>0%</b>

### Shiloh Valley 4

PRECINCT COMMITTEEPERSON  
Democratic Party

Number of Precincts:		1	
Precincts Reporting:		1	
Ballots Cast: (778 voters)		28	4%
<b>NO CANDIDATE</b>	<b>DEM</b>	<b>0</b>	<b>0%</b>

### Shiloh Valley 5

PRECINCT COMMITTEEPERSON  
Democratic Party

Number of Precincts:		1	
Precincts Reporting:		1	
Ballots Cast: (1,504 voters)		76	5%
<b>NO CANDIDATE</b>	<b>DEM</b>	<b>0</b>	<b>0%</b>

### O Fallon 1

PRECINCT COMMITTEEPERSON  
Democratic Party

Number of Precincts:		1	
Precincts Reporting:		1	
Ballots Cast: (1,006 voters)		49	5%
<b>NO CANDIDATE</b>	<b>DEM</b>	<b>0</b>	<b>0%</b>

### O Fallon 2

PRECINCT COMMITTEEPERSON  
Democratic Party

Number of Precincts:		1	
Precincts Reporting:		1	
Ballots Cast: (1,152 voters)		58	5%
<b>NO CANDIDATE</b>	<b>DEM</b>	<b>0</b>	<b>0%</b>

### O Fallon 3

PRECINCT COMMITTEEPERSON  
Democratic Party

Number of Precincts:		1	
Precincts Reporting:		1	
Ballots Cast: (710 voters)		47	7%
<b>NO CANDIDATE</b>	<b>DEM</b>	<b>0</b>	<b>0%</b>

### O Fallon 4

PRECINCT COMMITTEEPERSON  
Democratic Party

Number of Precincts:		1	
Precincts Reporting:		1	
Ballots Cast: (602 voters)		41	7%
<b>NO CANDIDATE</b>	<b>DEM</b>	<b>0</b>	<b>0%</b>

### O Fallon 5

PRECINCT COMMITTEEPERSON  
Democratic Party

Number of Precincts:		1	
Precincts Reporting:		1	
Ballots Cast: (1,081 voters)		55	5%
<b>NO CANDIDATE</b>	<b>DEM</b>	<b>0</b>	<b>0%</b>



### O Fallon 6

PRECINCT COMMITTEEPERSON  
Democratic Party

Number of Precincts:		1	
Precincts Reporting:		1	
Ballots Cast: (851 voters)		47	6%
<b>NO CANDIDATE</b>	<b>DEM</b>	<b>0</b>	<b>0%</b>

### O Fallon 7

PRECINCT COMMITTEEPERSON  
Democratic Party

Number of Precincts:		1	
Precincts Reporting:		1	
Ballots Cast: (1,157 voters)		80	7%
<b>NO CANDIDATE</b>	<b>DEM</b>	<b>0</b>	<b>0%</b>

### O Fallon 8

PRECINCT COMMITTEEPERSON  
Democratic Party

Number of Precincts:		1	
Precincts Reporting:		1	
Ballots Cast: (1,456 voters)		81	6%
<b>NO CANDIDATE</b>	<b>DEM</b>	<b>0</b>	<b>0%</b>

### O Fallon 9

PRECINCT COMMITTEEPERSON  
Democratic Party

Number of Precincts:		1	
Precincts Reporting:		1	
Ballots Cast: (1,152 voters)		49	4%
<b>NO CANDIDATE</b>	<b>DEM</b>	<b>0</b>	<b>0%</b>

### O Fallon 10

PRECINCT COMMITTEEPERSON  
Democratic Party

Number of Precincts:		1	
Precincts Reporting:		1	
Ballots Cast: (1,164 voters)		70	6%
<b>NO CANDIDATE</b>	<b>DEM</b>	<b>0</b>	<b>0%</b>

**O Fallon 11**

PRECINCT COMMITTEEPERSON  
Democratic Party

Number of Precincts:		1	
Precincts Reporting:		1	
Ballots Cast: (1,265 voters)		56	4%
<b>NO CANDIDATE</b>	<b>DEM</b>	<b>0</b>	<b>0%</b>

**O Fallon 12**

PRECINCT COMMITTEEPERSON  
Democratic Party

Number of Precincts:		1	
Precincts Reporting:		1	
Ballots Cast: (1,441 voters)		79	5%
<b>NO CANDIDATE</b>	<b>DEM</b>	<b>0</b>	<b>0%</b>

**O Fallon 13**

PRECINCT COMMITTEEPERSON  
Democratic Party

Number of Precincts:		1	
Precincts Reporting:		1	
Ballots Cast: (1,267 voters)		62	5%
<b>RICHIE MEILE</b>	<b>DEM</b>	<b>61</b>	<b>98%</b>

**O Fallon 14**

PRECINCT COMMITTEEPERSON  
Democratic Party

Number of Precincts:		1	
Precincts Reporting:		1	
Ballots Cast: (819 voters)		35	4%
<b>NO CANDIDATE</b>	<b>DEM</b>	<b>0</b>	<b>0%</b>

**O Fallon 15**

PRECINCT COMMITTEEPERSON  
Democratic Party

Number of Precincts:		1	
Precincts Reporting:		1	
Ballots Cast: (1,378 voters)		58	4%
<b>NO CANDIDATE</b>	<b>DEM</b>	<b>0</b>	<b>0%</b>

**O Fallon 16**

PRECINCT COMMITTEEPERSON  
Democratic Party

Number of Precincts:		1	
Precincts Reporting:		1	
Ballots Cast: (1,518 voters)		68	4%
<b>NO CANDIDATE</b>	<b>DEM</b>	<b>0</b>	<b>0%</b>

**O Fallon 17**

PRECINCT COMMITTEEPERSON  
Democratic Party

Number of Precincts:		1	
Precincts Reporting:		1	
Ballots Cast: (1,052 voters)		60	6%
<b>NO CANDIDATE</b>	<b>DEM</b>	<b>0</b>	<b>0%</b>

**O Fallon 18**

PRECINCT COMMITTEEPERSON  
Democratic Party

Number of Precincts:		1	
Precincts Reporting:		1	
Ballots Cast: (793 voters)		51	6%
<b>NO CANDIDATE</b>	<b>DEM</b>	<b>0</b>	<b>0%</b>

**St Clair 1**

PRECINCT COMMITTEEPERSON  
Democratic Party

Number of Precincts:		1	
Precincts Reporting:		1	
Ballots Cast: (1,447 voters)		79	5%
<b>GARY LITTLE</b>	<b>DEM</b>	<b>74</b>	<b>94%</b>

**St Clair 2**

PRECINCT COMMITTEEPERSON  
Democratic Party

Number of Precincts:		1	
Precincts Reporting:		1	
Ballots Cast: (730 voters)		43	6%
<b>RANDOLPH L. PIERCE</b>	<b>DEM</b>	<b>41</b>	<b>95%</b>

### St Clair 3

PRECINCT COMMITTEEPERSON  
Democratic Party

Number of Precincts:		1	
Precincts Reporting:		1	
Ballots Cast: (1,280 voters)		77	6%
<b>JEFFREY CASSON</b>	<b>DEM</b>	<b>70</b>	<b>91%</b>

### St Clair 4

PRECINCT COMMITTEEPERSON  
Democratic Party

Number of Precincts:		1	
Precincts Reporting:		1	
Ballots Cast: (659 voters)		27	4%
<b>RICHARD C. EFFINGER</b>	<b>DEM</b>	<b>26</b>	<b>96%</b>

### St Clair 5

PRECINCT COMMITTEEPERSON  
Democratic Party

Number of Precincts:		1	
Precincts Reporting:		1	
Ballots Cast: (815 voters)		45	6%
<b>JANA A. MOLL</b>	<b>DEM</b>	<b>43</b>	<b>96%</b>

### St Clair 6

PRECINCT COMMITTEEPERSON  
Democratic Party

Number of Precincts:		1	
Precincts Reporting:		1	
Ballots Cast: (1,374 voters)		104	8%
<b>JESSICA A. MOTSINGER</b>	<b>DEM</b>	<b>93</b>	<b>89%</b>

### St Clair 7

PRECINCT COMMITTEEPERSON  
Democratic Party

Number of Precincts:		1	
Precincts Reporting:		1	
Ballots Cast: (1,281 voters)		73	6%
<b>CURTIS MALONE</b>	<b>DEM</b>	<b>69</b>	<b>95%</b>

### St Clair 8

PRECINCT COMMITTEEPERSON  
Democratic Party

Number of Precincts:		1	
Precincts Reporting:		1	
Ballots Cast: (1,100 voters)		78	7%
<b>MICHAEL GREENFIELD</b>	<b>DEM</b>	<b>76</b>	<b>97%</b>

### St Clair 9

PRECINCT COMMITTEEPERSON  
Democratic Party

Number of Precincts:		1	
Precincts Reporting:		1	
Ballots Cast: (891 voters)		57	6%
<b>NO CANDIDATE</b>	<b>DEM</b>	<b>0</b>	<b>0%</b>

### St Clair 10

PRECINCT COMMITTEEPERSON  
Democratic Party

Number of Precincts:		1	
Precincts Reporting:		1	
Ballots Cast: (1,211 voters)		63	5%
<b>STEVEN WALKER</b>	<b>DEM</b>	<b>62</b>	<b>98%</b>

### St Clair 11

PRECINCT COMMITTEEPERSON  
Democratic Party

Number of Precincts:		1	
Precincts Reporting:		1	
Ballots Cast: (787 voters)		41	5%
<b>MATTHEW BURKE</b>	<b>DEM</b>	<b>38</b>	<b>93%</b>

### St Clair 12

PRECINCT COMMITTEEPERSON  
Democratic Party

Number of Precincts:		1	
Precincts Reporting:		1	
Ballots Cast: (1,118 voters)		79	7%
<b>DANA JACKSON</b>	<b>DEM</b>	<b>75</b>	<b>95%</b>

### St Clair 13

PRECINCT COMMITTEEPERSON  
Democratic Party

Number of Precincts:		1	
Precincts Reporting:		1	
Ballots Cast: (740 voters)		70	9%
<b>ANGELA GROSSMANN-ROEWE</b>	<b>DEM</b>	<b>65</b>	<b>93%</b>

### St Clair 14

PRECINCT COMMITTEEPERSON  
Democratic Party

Number of Precincts:		1	
Precincts Reporting:		1	
Ballots Cast: (1,427 voters)		118	8%
<b>ROBERT TRENTMAN</b>	<b>DEM</b>	<b>107</b>	<b>91%</b>

### St Clair 15

PRECINCT COMMITTEEPERSON  
Democratic Party

Number of Precincts:		1	
Precincts Reporting:		1	
Ballots Cast: (1,340 voters)		80	6%
<b>GUY KRAUS</b>	<b>DEM</b>	<b>75</b>	<b>94%</b>

### St Clair 16

PRECINCT COMMITTEEPERSON  
Democratic Party

Number of Precincts:		1	
Precincts Reporting:		1	
Ballots Cast: (1,125 voters)		62	6%
<b>HENRY PEARSON</b>	<b>DEM</b>	<b>58</b>	<b>94%</b>

### St Clair 17

PRECINCT COMMITTEEPERSON  
Democratic Party

Number of Precincts:		1	
Precincts Reporting:		1	
Ballots Cast: (913 voters)		62	7%
<b>NO CANDIDATE</b>	<b>DEM</b>	<b>0</b>	<b>0%</b>

### St Clair 18

PRECINCT COMMITTEEPERSON  
Democratic Party

Number of Precincts:		1	
Precincts Reporting:		1	
Ballots Cast: (924 voters)		69	7%
<b>JOSEPH EUGENE WISDOM</b>	<b>DEM</b>	<b>61</b>	<b>88%</b>

### St Clair 19

PRECINCT COMMITTEEPERSON  
Democratic Party

Number of Precincts:		1	
Precincts Reporting:		1	
Ballots Cast: (871 voters)		58	7%
<b>SUSAN GRUBERMAN</b>	<b>DEM</b>	<b>54</b>	<b>93%</b>

### St Clair 20

PRECINCT COMMITTEEPERSON  
Democratic Party

Number of Precincts:		1	
Precincts Reporting:		1	
Ballots Cast: (753 voters)		55	7%
<b>JAY HOFFMAN</b>	<b>DEM</b>	<b>53</b>	<b>96%</b>

### St Clair 21

PRECINCT COMMITTEEPERSON  
Democratic Party

Number of Precincts:		1	
Precincts Reporting:		1	
Ballots Cast: (891 voters)		73	8%
<b>GUS STACKER</b>	<b>DEM</b>	<b>65</b>	<b>89%</b>

### St Clair 22

PRECINCT COMMITTEEPERSON  
Democratic Party

Number of Precincts:		1	
Precincts Reporting:		1	
Ballots Cast: (1,285 voters)		93	7%
<b>FRANK BELL</b>	<b>DEM</b>	<b>85</b>	<b>91%</b>

### St Clair 23

PRECINCT COMMITTEEPERSON  
Democratic Party

Number of Precincts:		1	
Precincts Reporting:		1	
Ballots Cast: (1,482 voters)		134	9%
<b>NORMAN ETLING</b>	<b>DEM</b>	<b>126</b>	<b>94%</b>

### St Clair 24

PRECINCT COMMITTEEPERSON  
Democratic Party

Number of Precincts:		1	
Precincts Reporting:		1	
Ballots Cast: (1,483 voters)		135	9%
<b>PEGGY WADE</b>	<b>DEM</b>	<b>123</b>	<b>91%</b>

### Caseyville 1

PRECINCT COMMITTEEPERSON  
Democratic Party

Number of Precincts:		1	
Precincts Reporting:		1	
Ballots Cast: (1,066 voters)		68	6%
<b>RANDALL SMITH</b>	<b>DEM</b>	<b>63</b>	<b>93%</b>

### Caseyville 2

PRECINCT COMMITTEEPERSON  
Democratic Party

Number of Precincts:		1	
Precincts Reporting:		1	
Ballots Cast: (1,717 voters)		119	7%
<b>NO CANDIDATE</b>	<b>DEM</b>	<b>0</b>	<b>0%</b>

### Caseyville 3

PRECINCT COMMITTEEPERSON  
Democratic Party

Number of Precincts:		1	
Precincts Reporting:		1	
Ballots Cast: (1,285 voters)		71	6%
<b>MATTHEW CASPER-BASSLER</b>	<b>DEM</b>	<b>61</b>	<b>86%</b>



#### Caseyville 4

PRECINCT COMMITTEEPERSON  
Democratic Party

Number of Precincts:		1	
Precincts Reporting:		1	
Ballots Cast: (1,218 voters)		98	8%
<b>ANTHONY J. LE FLORE</b>	<b>DEM</b>	<b>96</b>	<b>98%</b>

#### Caseyville 5

PRECINCT COMMITTEEPERSON  
Democratic Party

Number of Precincts:		1	
Precincts Reporting:		1	
Ballots Cast: (1,575 voters)		155	10%
<b>GEORGE A. MARKEZICH</b>	<b>DEM</b>	<b>142</b>	<b>92%</b>

#### Caseyville 6

PRECINCT COMMITTEEPERSON  
Democratic Party

Number of Precincts:		1	
Precincts Reporting:		1	
Ballots Cast: (1,452 voters)		78	5%
<b>CALVIN L. DYE, JR.</b>	<b>DEM</b>	<b>76</b>	<b>97%</b>

#### Caseyville 7

PRECINCT COMMITTEEPERSON  
Democratic Party

Number of Precincts:		1	
Precincts Reporting:		1	
Ballots Cast: (1,226 voters)		83	7%
<b>WALTER "WALLY" ABERNATHY</b>	<b>DEM</b>	<b>81</b>	<b>98%</b>

#### Caseyville 8

PRECINCT COMMITTEEPERSON  
Democratic Party

Number of Precincts:		1	
Precincts Reporting:		1	
Ballots Cast: (1,457 voters)		130	9%
<b>KAREN J. KAUFHOLD</b>	<b>DEM</b>	<b>123</b>	<b>95%</b>

### Caseyville 9

PRECINCT COMMITTEEPERSON  
Democratic Party

Number of Precincts:		1	
Precincts Reporting:		1	
Ballots Cast: (775 voters)		56	7%
<b>BARBARA ANN BRUMFIELD</b>	<b>DEM</b>	<b>49</b>	<b>88%</b>

### Caseyville 10

PRECINCT COMMITTEEPERSON  
Democratic Party

Number of Precincts:		1	
Precincts Reporting:		1	
Ballots Cast: (1,199 voters)		79	7%
<b>RICHARD BATTAS</b>	<b>DEM</b>	<b>73</b>	<b>92%</b>

### Caseyville 11

PRECINCT COMMITTEEPERSON  
Democratic Party

Number of Precincts:		1	
Precincts Reporting:		1	
Ballots Cast: (973 voters)		68	7%
<b>DUSTIN T. GRICE</b>	<b>DEM</b>	<b>65</b>	<b>96%</b>

### Caseyville 12

PRECINCT COMMITTEEPERSON  
Democratic Party

Number of Precincts:		1	
Precincts Reporting:		1	
Ballots Cast: (1,356 voters)		64	5%
<b>NO CANDIDATE</b>	<b>DEM</b>	<b>0</b>	<b>0%</b>

### Caseyville 13

PRECINCT COMMITTEEPERSON  
Democratic Party

Number of Precincts:		1	
Precincts Reporting:		1	
Ballots Cast: (928 voters)		68	7%
<b>NO CANDIDATE</b>	<b>DEM</b>	<b>0</b>	<b>0%</b>

### Caseyville 14

PRECINCT COMMITTEEPERSON  
Democratic Party

Number of Precincts:		1	
Precincts Reporting:		1	
Ballots Cast: (1,684 voters)		156	9%
<b>DENISE P. WILLIAMS</b>	<b>DEM</b>	<b>142</b>	<b>91%</b>

### Caseyville 15

PRECINCT COMMITTEEPERSON  
Democratic Party

Number of Precincts:		1	
Precincts Reporting:		1	
Ballots Cast: (1,084 voters)		93	9%
<b>NO CANDIDATE</b>	<b>DEM</b>	<b>0</b>	<b>0%</b>

### Caseyville 16

PRECINCT COMMITTEEPERSON  
Democratic Party

Number of Precincts:		1	
Precincts Reporting:		1	
Ballots Cast: (427 voters)		37	9%
<b>NO CANDIDATE</b>	<b>DEM</b>	<b>0</b>	<b>0%</b>

### Caseyville 17

PRECINCT COMMITTEEPERSON  
Democratic Party

Number of Precincts:		1	
Precincts Reporting:		1	
Ballots Cast: (839 voters)		59	7%
<b>G.W. SCOTT, SR.</b>	<b>DEM</b>	<b>54</b>	<b>92%</b>

### Caseyville 18

PRECINCT COMMITTEEPERSON  
Democratic Party

Number of Precincts:		1	
Precincts Reporting:		1	
Ballots Cast: (1,276 voters)		83	7%
<b>CALVIN DYE, SR.</b>	<b>DEM</b>	<b>79</b>	<b>95%</b>

### Caseyville 19

PRECINCT COMMITTEEPERSON  
Democratic Party

Number of Precincts:		1	
Precincts Reporting:		1	
Ballots Cast: (749 voters)		50	7%
<b>MARK T. KUPSKY</b>	<b>DEM</b>	<b>47</b>	<b>94%</b>

### Caseyville 20

PRECINCT COMMITTEEPERSON  
Democratic Party

Number of Precincts:		1	
Precincts Reporting:		1	
Ballots Cast: (453 voters)		31	7%
<b>SCOTT GREENWALD</b>	<b>DEM</b>	<b>26</b>	<b>84%</b>

### Caseyville 21

PRECINCT COMMITTEEPERSON  
Democratic Party

Number of Precincts:		1	
Precincts Reporting:		1	
Ballots Cast: (942 voters)		38	4%
<b>RICHARD GIBBS</b>	<b>DEM</b>	<b>33</b>	<b>87%</b>

### Caseyville 22

PRECINCT COMMITTEEPERSON  
Democratic Party

Number of Precincts:		1	
Precincts Reporting:		1	
Ballots Cast: (1,392 voters)		104	7%
<b>DE ANDRE L. BROOKS</b>	<b>DEM</b>	<b>95</b>	<b>91%</b>

### Stookey 1

PRECINCT COMMITTEEPERSON  
Democratic Party

Number of Precincts:		1	
Precincts Reporting:		1	
Ballots Cast: (1,677 voters)		66	4%
<b>NO CANDIDATE</b>	<b>DEM</b>	<b>0</b>	<b>0%</b>

## Stookey 2

PRECINCT COMMITTEEPERSON  
Democratic Party

Number of Precincts:		1	
Precincts Reporting:		1	
Ballots Cast: (1,241 voters)		105	8%
<b>NO CANDIDATE</b>	<b>DEM</b>	<b>0</b>	<b>0%</b>

## Stookey 3

PRECINCT COMMITTEEPERSON  
Democratic Party

Number of Precincts:		1	
Precincts Reporting:		1	
Ballots Cast: (838 voters)		49	6%
<b>NO CANDIDATE</b>	<b>DEM</b>	<b>0</b>	<b>0%</b>

## Stookey 4

PRECINCT COMMITTEEPERSON  
Democratic Party

Number of Precincts:		1	
Precincts Reporting:		1	
Ballots Cast: (649 voters)		60	9%
<b>NO CANDIDATE</b>	<b>DEM</b>	<b>0</b>	<b>0%</b>
<b>ALEX STARNES (Write-In)</b>	<b>DEM</b>	<b>8</b>	<b>13%</b>

## Stookey 5

PRECINCT COMMITTEEPERSON  
Democratic Party

Number of Precincts:		1	
Precincts Reporting:		1	
Ballots Cast: (1,365 voters)		92	7%
<b>NO CANDIDATE</b>	<b>DEM</b>	<b>0</b>	<b>0%</b>

## Stookey 6

PRECINCT COMMITTEEPERSON  
Democratic Party

Number of Precincts:		1	
Precincts Reporting:		1	
Ballots Cast: (963 voters)		29	3%
<b>NO CANDIDATE</b>	<b>DEM</b>	<b>0</b>	<b>0%</b>

### Stookey 7

PRECINCT COMMITTEEPERSON  
Democratic Party

Number of Precincts:		1	
Precincts Reporting:		1	
Ballots Cast: (885 voters)		76	9%
<b>GARRETT P. HOERNER</b>	<b>DEM</b>	<b>72</b>	<b>95%</b>

### Centreville 1

PRECINCT COMMITTEEPERSON  
Democratic Party

Number of Precincts:		1	
Precincts Reporting:		1	
Ballots Cast: (1,080 voters)		77	7%
<b>MALCOLM HENDERSON</b>	<b>DEM</b>	<b>71</b>	<b>92%</b>

### Centreville 2

PRECINCT COMMITTEEPERSON  
Democratic Party

Number of Precincts:		1	
Precincts Reporting:		1	
Ballots Cast: (1,079 voters)		54	5%
<b>FREDDIE M. BROWN</b>	<b>DEM</b>	<b>50</b>	<b>93%</b>

### Centreville 3

PRECINCT COMMITTEEPERSON  
Democratic Party

Number of Precincts:		1	
Precincts Reporting:		1	
Ballots Cast: (1,611 voters)		118	7%
<b>DE MARIO M. HELM</b>	<b>DEM</b>	<b>102</b>	<b>86%</b>

### Centreville 4

PRECINCT COMMITTEEPERSON  
Democratic Party

Number of Precincts:		1	
Precincts Reporting:		1	
Ballots Cast: (794 voters)		72	9%
<b>ROSE "BOO BOO" GOMRIC</b>	<b>DEM</b>	<b>70</b>	<b>97%</b>

### Centreville 5

PRECINCT COMMITTEEPERSON  
Democratic Party

Number of Precincts:		1	
Precincts Reporting:		1	
Ballots Cast: (1,322 voters)		69	5%
<b>GLORIA L. WARE</b>	<b>DEM</b>	<b>61</b>	<b>88%</b>

### Centreville 6

PRECINCT COMMITTEEPERSON  
Democratic Party

Number of Precincts:		1	
Precincts Reporting:		1	
Ballots Cast: (1,231 voters)		124	10%
<b>ERMA J. MILLARD</b>	<b>DEM</b>	<b>110</b>	<b>89%</b>

### Centreville 7

PRECINCT COMMITTEEPERSON  
Democratic Party

Number of Precincts:		1	
Precincts Reporting:		1	
Ballots Cast: (1,856 voters)		52	3%
<b>TREVON TOMPKIN</b>	<b>DEM</b>	<b>48</b>	<b>92%</b>

### Centreville 8

PRECINCT COMMITTEEPERSON  
Democratic Party

Number of Precincts:		1	
Precincts Reporting:		1	
Ballots Cast: (1,108 voters)		81	7%
<b>DARRELL BOLDEN</b>	<b>DEM</b>	<b>77</b>	<b>95%</b>

### Centreville 9

PRECINCT COMMITTEEPERSON  
Democratic Party

Number of Precincts:		1	
Precincts Reporting:		1	
Ballots Cast: (1,518 voters)		78	5%
<b>CURTIS MC CALL, JR.</b>	<b>DEM</b>	<b>63</b>	<b>81%</b>

## Centreville 10

PRECINCT COMMITTEEPERSON  
Democratic Party

Number of Precincts:		1	
Precincts Reporting:		1	
Ballots Cast: (1,228 voters)		43	4%
<b>DRAKE JACKSON</b>	<b>DEM</b>	<b>39</b>	<b>91%</b>

## Canteen 1

PRECINCT COMMITTEEPERSON  
Democratic Party

Number of Precincts:		1	
Precincts Reporting:		1	
Ballots Cast: (1,057 voters)		85	8%
<b>MICHAEL SUAREZ</b>	<b>DEM</b>	<b>78</b>	<b>92%</b>

## Canteen 2

PRECINCT COMMITTEEPERSON  
Democratic Party

Number of Precincts:		1	
Precincts Reporting:		1	
Ballots Cast: (1,030 voters)		73	7%
<b>BRIANNA THOMAS</b>	<b>DEM</b>	<b>66</b>	<b>90%</b>

## Canteen 3

PRECINCT COMMITTEEPERSON  
Democratic Party

Number of Precincts:		1	
Precincts Reporting:		1	
Ballots Cast: (1,016 voters)		356	35%
<b>FERRIS "CHILLY" WILLIAMS</b>	<b>DEM</b>	<b>173</b>	<b>49%</b>
<b>LEONARD J. MOORE</b>	<b>DEM</b>	<b>178</b>	<b>50%</b>

## Canteen 4

PRECINCT COMMITTEEPERSON  
Democratic Party

Number of Precincts:		1	
Precincts Reporting:		1	
Ballots Cast: (562 voters)		174	31%
<b>RICKIE THOMAS</b>	<b>DEM</b>	<b>124</b>	<b>71%</b>
<b>DARRON A. SUGGS</b>	<b>DEM</b>	<b>46</b>	<b>26%</b>



### Canteen 5

PRECINCT COMMITTEEPERSON  
Democratic Party

Number of Precincts:		1	
Precincts Reporting:		1	
Ballots Cast: (499 voters)		20	4%
<b>NO CANDIDATE</b>	<b>DEM</b>	<b>0</b>	<b>0%</b>

### Sugar Loaf 1

PRECINCT COMMITTEEPERSON  
Democratic Party

Number of Precincts:		1	
Precincts Reporting:		1	
Ballots Cast: (1,227 voters)		35	3%
<b>NO CANDIDATE</b>	<b>DEM</b>	<b>0</b>	<b>0%</b>

### Sugar Loaf 2

PRECINCT COMMITTEEPERSON  
Democratic Party

Number of Precincts:		1	
Precincts Reporting:		1	
Ballots Cast: (630 voters)		33	5%
<b>VIRGINIA L. BROWN</b>	<b>DEM</b>	<b>29</b>	<b>88%</b>

### Sugar Loaf 3

PRECINCT COMMITTEEPERSON  
Democratic Party

Number of Precincts:		1	
Precincts Reporting:		1	
Ballots Cast: (1,294 voters)		48	4%
<b>NO CANDIDATE</b>	<b>DEM</b>	<b>0</b>	<b>0%</b>

### Sugar Loaf 4

PRECINCT COMMITTEEPERSON  
Democratic Party

Number of Precincts:		1	
Precincts Reporting:		1	
Ballots Cast: (730 voters)		19	3%
<b>NO CANDIDATE</b>	<b>DEM</b>	<b>0</b>	<b>0%</b>

### Sugar Loaf 5

PRECINCT COMMITTEEPERSON  
Democratic Party

Number of Precincts:		1	
Precincts Reporting:		1	
Ballots Cast: (885 voters)		28	3%
<b>MONTE MILLER</b>	<b>DEM</b>	<b>23</b>	<b>82%</b>

### Stites 1

PRECINCT COMMITTEEPERSON  
Democratic Party

Number of Precincts:		1	
Precincts Reporting:		1	
Ballots Cast: (387 voters)		36	9%
<b>CHARLES R. BROOKS, JR.</b>	<b>DEM</b>	<b>28</b>	<b>78%</b>

### Engelmann 1

PRECINCT COMMITTEEPERSON  
Democratic Party

Number of Precincts:		1	
Precincts Reporting:		1	
Ballots Cast: (553 voters)		8	1%
<b>NO CANDIDATE</b>	<b>DEM</b>	<b>0</b>	<b>0%</b>

### Fayetteville 1

PRECINCT COMMITTEEPERSON  
Democratic Party

Number of Precincts:		1	
Precincts Reporting:		1	
Ballots Cast: (432 voters)		12	3%
<b>NO CANDIDATE</b>	<b>DEM</b>	<b>0</b>	<b>0%</b>

### Fayetteville 2

PRECINCT COMMITTEEPERSON  
Democratic Party

Number of Precincts:		1	
Precincts Reporting:		1	
Ballots Cast: (680 voters)		16	2%
<b>NO CANDIDATE</b>	<b>DEM</b>	<b>0</b>	<b>0%</b>

### Marissa 1

PRECINCT COMMITTEEPERSON  
Democratic Party

Number of Precincts:		1	
Precincts Reporting:		1	
Ballots Cast: (1,540 voters)		50	3%
<b>NO CANDIDATE</b>	<b>DEM</b>	<b>0</b>	<b>0%</b>

### Freeburg 1

PRECINCT COMMITTEEPERSON  
Democratic Party

Number of Precincts:		1	
Precincts Reporting:		1	
Ballots Cast: (1,320 voters)		36	3%
<b>NO CANDIDATE</b>	<b>DEM</b>	<b>0</b>	<b>0%</b>

### Freeburg 2

PRECINCT COMMITTEEPERSON  
Democratic Party

Number of Precincts:		1	
Precincts Reporting:		1	
Ballots Cast: (1,222 voters)		48	4%
<b>FRANK (F.X.) HEILIGENSTEIN</b>	<b>DEM</b>	<b>44</b>	<b>92%</b>

### Freeburg 3

PRECINCT COMMITTEEPERSON  
Democratic Party

Number of Precincts:		1	
Precincts Reporting:		1	
Ballots Cast: (1,235 voters)		48	4%
<b>NO CANDIDATE</b>	<b>DEM</b>	<b>0</b>	<b>0%</b>

### New Athens 1

PRECINCT COMMITTEEPERSON  
Democratic Party

Number of Precincts:		1	
Precincts Reporting:		1	
Ballots Cast: (822 voters)		19	2%
<b>NO CANDIDATE</b>	<b>DEM</b>	<b>0</b>	<b>0%</b>

## New Athens 2

PRECINCT COMMITTEEPERSON  
Democratic Party

Number of Precincts:		1	
Precincts Reporting:		1	
Ballots Cast: (991 voters)		28	3%
<b>NO CANDIDATE</b>	<b>DEM</b>	<b>0</b>	<b>0%</b>

## Lenzburg 1

PRECINCT COMMITTEEPERSON  
Democratic Party

Number of Precincts:		1	
Precincts Reporting:		1	
Ballots Cast: (637 voters)		20	3%
<b>NO CANDIDATE</b>	<b>DEM</b>	<b>0</b>	<b>0%</b>

## Prairie Du Long 1

PRECINCT COMMITTEEPERSON  
Democratic Party

Number of Precincts:		1	
Precincts Reporting:		1	
Ballots Cast: (807 voters)		33	4%
<b>NO CANDIDATE</b>	<b>DEM</b>	<b>0</b>	<b>0%</b>

## Prairie Du Long 2

PRECINCT COMMITTEEPERSON  
Democratic Party

Number of Precincts:		1	
Precincts Reporting:		1	
Ballots Cast: (1,336 voters)		58	4%
<b>ROGER E. POOLE</b>	<b>DEM</b>	<b>54</b>	<b>93%</b>

## Smithton 1

PRECINCT COMMITTEEPERSON  
Democratic Party

Number of Precincts:		1	
Precincts Reporting:		1	
Ballots Cast: (1,299 voters)		71	5%
<b>NO CANDIDATE</b>	<b>DEM</b>	<b>0</b>	<b>0%</b>

### Smithton 2

PRECINCT COMMITTEEPERSON  
Democratic Party

Number of Precincts:		1	
Precincts Reporting:		1	
Ballots Cast: (811 voters)		42	5%
<b>NO CANDIDATE</b>	<b>DEM</b>	<b>0</b>	<b>0%</b>

### Smithton 3

PRECINCT COMMITTEEPERSON  
Democratic Party

Number of Precincts:		1	
Precincts Reporting:		1	
Ballots Cast: (1,187 voters)		47	4%
<b>NO CANDIDATE</b>	<b>DEM</b>	<b>0</b>	<b>0%</b>

### Millstadt 1

PRECINCT COMMITTEEPERSON  
Democratic Party

Number of Precincts:		1	
Precincts Reporting:		1	
Ballots Cast: (1,231 voters)		55	4%
<b>NO CANDIDATE</b>	<b>DEM</b>	<b>0</b>	<b>0%</b>

### Millstadt 2

PRECINCT COMMITTEEPERSON  
Democratic Party

Number of Precincts:		1	
Precincts Reporting:		1	
Ballots Cast: (1,584 voters)		70	4%
<b>ANN BARNUM</b>	<b>DEM</b>	<b>60</b>	<b>86%</b>

### Millstadt 3

PRECINCT COMMITTEEPERSON  
Democratic Party  
Democratic Party

Number of Precincts:		1	
Precincts Reporting:		1	
Ballots Cast: (575 voters)		26	5%
<b>NO CANDIDATE</b>	<b>DEM</b>	<b>0</b>	<b>0%</b>

**Millstadt 4**

PRECINCT COMMITTEEPERSON  
Democratic Party

<i>Number of Precincts:</i>		1	
<i>Precincts Reporting:</i>		1	
<i>Ballots Cast: (864 voters)</i>		45	5%
<b>K. ANDREW HOERNER</b>	<b>DEM</b>	<b>39</b>	<b>87%</b>

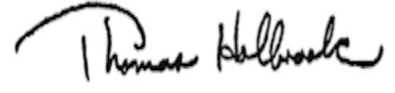
**Millstadt 5**

PRECINCT COMMITTEEPERSON  
Democratic Party

<i>Number of Precincts:</i>		1	
<i>Precincts Reporting:</i>		1	
<i>Ballots Cast: (1,095 voters)</i>		51	5%
<b>MICHAEL H. TODD</b>	<b>DEM</b>	<b>48</b>	<b>94%</b>



**ST. CLAIR COUNTY, ILLINOIS**  
**General Primary Election (03/19/2024)**  
**Registered Voters: 162,978**  
**Republican**

  
**Thomas Holbrook**  
**St Clair County Clerk**

**FEDERAL**

For President Of The United States  
Republican Party

<i>Number of Precincts:</i>		149	
<i>Precincts Reporting:</i>		149	
<i>Ballots Cast: (162,978 voters)</i>		10,691	7%
<b>RYAN L BINKLEY</b>	<b>REP</b>	<b>39</b>	<b>0.36%</b>
<b>RON DESANTIS</b>	<b>REP</b>	<b>273</b>	<b>3%</b>
<b>NIKKI HALEY</b>	<b>REP</b>	<b>1,504</b>	<b>14%</b>
<b>DONALD J. TRUMP</b>	<b>REP</b>	<b>8,548</b>	<b>80%</b>
<b>CHRIS CHRISTIE</b>	<b>REP</b>	<b>118</b>	<b>1%</b>
<b>WRITE-IN</b>	<b>REP</b>	<b>55</b>	<b>0.51%</b>

**12TH CONGRESSIONAL DISTRICT**

For Representative In Congress  
Republican Party

<i>Number of Precincts:</i>		65	
<i>Precincts Reporting:</i>		65	
<i>Ballots Cast: (73,231 voters)</i>		6,386	9%
<b>DARREN BAILEY</b>	<b>REP</b>	<b>1,704</b>	<b>27%</b>
<b>MIKE BOST</b>	<b>REP</b>	<b>4,587</b>	<b>72%</b>

## 12TH CONGRESSIONAL DISTRICT

For Delegate To The National Nominating Convention  
Republican Party

<b>Number of Precincts:</b>		<b>65</b>	
<b>Precincts Reporting:</b>		<b>65</b>	
<b>Ballots Cast: (73,231 voters)</b>		<b>19,146</b>	<b>26%</b>
<b>TRAVIS AKIN (TRUMP)</b>	<b>REP</b>	<b>3,885</b>	<b>20%</b>
<b>MIKE BOST (TRUMP)</b>	<b>REP</b>	<b>4,948</b>	<b>26%</b>
<b>DARREN BAILEY (TRUMP)</b>	<b>REP</b>	<b>4,241</b>	<b>22%</b>
<b>MONICA MARLOW (DESANTIS)</b>	<b>REP</b>	<b>266</b>	<b>1%</b>
<b>JEFFREY ISBELL (DESANTIS)</b>	<b>REP</b>	<b>163</b>	<b>0.85%</b>
<b>JOHN MOONEY (DESANTIS)</b>	<b>REP</b>	<b>183</b>	<b>1%</b>
<b>BETH ANN ROBERTS-JACQUOT (HALEY)</b>	<b>REP</b>	<b>741</b>	<b>4%</b>
<b>WAVEY T. LESTER II (HALEY)</b>	<b>REP</b>	<b>773</b>	<b>4%</b>
<b>GARY HUNT (HALEY)</b>	<b>REP</b>	<b>767</b>	<b>4%</b>
<b>ROBERT KNOPE (CHRISTIE)</b>	<b>REP</b>	<b>104</b>	<b>0.54%</b>
<b>ANGELA KNOPE (CHRISTIE)</b>	<b>REP</b>	<b>121</b>	<b>0.63%</b>
<b>NOAH SCOTT (CHRISTIE)</b>	<b>REP</b>	<b>97</b>	<b>0.51%</b>

## 12TH CONGRESSIONAL DISTRICT

For Alternate Delegate To The National Nominating Convention  
Republican Party

<b>Number of Precincts:</b>		<b>65</b>	
<b>Precincts Reporting:</b>		<b>65</b>	
<b>Ballots Cast: (73,231 voters)</b>		<b>19,150</b>	<b>26%</b>
<b>RHONDA E. BELFORD (TRUMP)</b>	<b>REP</b>	<b>4,115</b>	<b>21%</b>
<b>CHARLES MEIER (TRUMP)</b>	<b>REP</b>	<b>4,578</b>	<b>24%</b>
<b>MARGARET A. DIEDERICH (TRUMP)</b>	<b>REP</b>	<b>4,067</b>	<b>21%</b>
<b>TIMOTHY WISE (DESANTIS)</b>	<b>REP</b>	<b>336</b>	<b>2%</b>
<b>DYLAN LAUGEL (DESANTIS)</b>	<b>REP</b>	<b>240</b>	<b>1%</b>
<b>SAMUEL VANCIL (DESANTIS)</b>	<b>REP</b>	<b>192</b>	<b>1%</b>
<b>EARL JACQUOT (HALEY)</b>	<b>REP</b>	<b>922</b>	<b>5%</b>
<b>TAYLOR HILL (CHRISTIE)</b>	<b>REP</b>	<b>364</b>	<b>2%</b>
<b>ROBERT FRAKES (CHRISTIE)</b>	<b>REP</b>	<b>320</b>	<b>2%</b>



**13TH CONGRESSIONAL DISTRICT**

For Representative In Congress  
Republican Party

<i>Number of Precincts:</i>		97	
<i>Precincts Reporting:</i>		97	
<i>Ballots Cast: (105,101 voters)</i>		4,305	4%
<b>THOMAS CLATTERBUCK</b>	<b>REP</b>	<b>1,716</b>	<b>40%</b>
<b>JOSHUA LOYD</b>	<b>REP</b>	<b>2,030</b>	<b>47%</b>

**13TH CONGRESSIONAL DISTRICT**

For Delegate To The National Nominating Convention  
Republican Party

<i>Number of Precincts:</i>		97	
<i>Precincts Reporting:</i>		97	
<i>Ballots Cast: (105,101 voters)</i>		12,901	12%
<b>ELIZABETH BRON (TRUMP)</b>	<b>REP</b>	<b>3,135</b>	<b>24%</b>
<b>KENT GRAY (TRUMP)</b>	<b>REP</b>	<b>3,089</b>	<b>24%</b>
<b>MYLES NELSON (TRUMP)</b>	<b>REP</b>	<b>2,991</b>	<b>23%</b>
<b>GINA SOLOMON (HALEY)</b>	<b>REP</b>	<b>614</b>	<b>5%</b>
<b>BRUCE FINNE (HALEY)</b>	<b>REP</b>	<b>568</b>	<b>4%</b>
<b>STEVEN KOCH (HALEY)</b>	<b>REP</b>	<b>585</b>	<b>5%</b>
<b>CINDY STEPHENSON LAMAR (DESANTIS)</b>	<b>REP</b>	<b>163</b>	<b>1%</b>
<b>PATRICK MCRAE (DESANTIS)</b>	<b>REP</b>	<b>163</b>	<b>1%</b>
<b>STEVEN TROSCINSKI (DESANTIS)</b>	<b>REP</b>	<b>122</b>	<b>1%</b>

### 13TH CONGRESSIONAL DISTRICT

For Alternate Delegate To The National Nominating Convention  
Republican Party

<i>Number of Precincts:</i>		97	
<i>Precincts Reporting:</i>		97	
<i>Ballots Cast: (105,101 voters)</i>		12,909	12%
<b>MIKE BABCOCK (TRUMP)</b>	<b>REP</b>	<b>3,219</b>	<b>25%</b>
<b>TAUNYA MADDEN (TRUMP)</b>	<b>REP</b>	<b>2,892</b>	<b>22%</b>
<b>TOM MCRAE (TRUMP)</b>	<b>REP</b>	<b>2,920</b>	<b>23%</b>
<b>RICH SOLOMON (HALEY)</b>	<b>REP</b>	<b>589</b>	<b>5%</b>
<b>ANDREW SHERRICK (HALEY)</b>	<b>REP</b>	<b>557</b>	<b>4%</b>
<b>HOLLY KLAUSING (DESANTIS)</b>	<b>REP</b>	<b>242</b>	<b>2%</b>
<b>JEREMY PLANK (DESANTIS)</b>	<b>REP</b>	<b>139</b>	<b>1%</b>
<b>STEPHEN STEWART (DESANTIS)</b>	<b>REP</b>	<b>157</b>	<b>1%</b>

### 55TH LEGISLATIVE DISTRICT

For State Senator  
Republican Party

<i>Number of Precincts:</i>		9	
<i>Precincts Reporting:</i>		9	
<i>Ballots Cast: (8,217 voters)</i>		601	7%
<b>JASON PLUMMER</b>	<b>REP</b>	<b>538</b>	<b>90%</b>

### 58TH LEGISLATIVE DISTRICT

For State Senator  
Republican Party

<i>Number of Precincts:</i>		2	
<i>Precincts Reporting:</i>		2	
<i>Ballots Cast: (2,177 voters)</i>		345	16%
<b>TERRI BRYANT</b>	<b>REP</b>	<b>235</b>	<b>68%</b>
<b>WESLEY KASH</b>	<b>REP</b>	<b>90</b>	<b>26%</b>

### 109th Representative District

For Representative In The General Assembly  
Republican Party

<i>Number of Precincts:</i>		9	
<i>Precincts Reporting:</i>		9	
<i>Ballots Cast: (8,217 voters)</i>		601	7%
<b>CHARLIE MEIER</b>	<b>REP</b>	<b>538</b>	<b>90%</b>

### 112TH REPRESENTATIVE DISTRICT

For Representative In The General Assembly  
Republican Party

Number of Precincts:		27	
Precincts Reporting:		27	
Ballots Cast: (31,253 voters)		1,439	5%
<b>NO CANDIDATE</b>	<b>REP</b>	<b>0</b>	<b>0%</b>

### 113TH REPRESENTATIVE DISTRICT

For Representative In The General Assembly  
Republican Party

Number of Precincts:		79	
Precincts Reporting:		79	
Ballots Cast: (85,269 voters)		3,361	4%
<b>NO CANDIDATE</b>	<b>REP</b>	<b>0</b>	<b>0%</b>
<b>JAMI MC KINNEY (Write-In)</b>	<b>REP</b>	<b>6</b>	<b>0.18%</b>

### 114TH REPRESENTATIVE DISTRICT

For Representative In The General Assembly  
Republican Party

Number of Precincts:		69	
Precincts Reporting:		69	
Ballots Cast: (77,284 voters)		4,775	6%
<b>KEVIN SCHMIDT</b>	<b>REP</b>	<b>4,104</b>	<b>86%</b>

### 115th Representative District

For Representative In The General Assembly  
Republican Party

Number of Precincts:		2	
Precincts Reporting:		2	
Ballots Cast: (2,177 voters)		345	16%
<b>DAVID FRIESS</b>	<b>REP</b>	<b>301</b>	<b>87%</b>

### Prairie Dupont Levee District

For Trustee  
Republican Party

Number of Precincts:		6	
Precincts Reporting:		6	
Ballots Cast: (5,874 voters)		800	14%
<b>NO CANDIDATE</b>	<b>REP</b>	<b>0</b>	<b>0%</b>

## ST. CLAIR COUNTY

For County Board Chairman  
Republican Party

Number of Precincts:		149	
Precincts Reporting:		149	
Ballots Cast: (162,978 voters)		10,686	7%
<b>NO CANDIDATE</b>	<b>REP</b>	<b>0</b>	<b>0%</b>

## ST. CLAIR COUNTY

For State's Attorney  
Republican Party

Number of Precincts:		149	
Precincts Reporting:		149	
Ballots Cast: (162,978 voters)		10,686	7%
<b>NO CANDIDATE</b>	<b>REP</b>	<b>0</b>	<b>0%</b>

## ST. CLAIR COUNTY

For County Coroner  
Republican Party

Number of Precincts:		149	
Precincts Reporting:		149	
Ballots Cast: (162,978 voters)		10,686	7%
<b>DEAN DARNALL</b>	<b>REP</b>	<b>7,658</b>	<b>72%</b>

## ST. CLAIR COUNTY

For Circuit Clerk  
Republican Party

Number of Precincts:		149	
Precincts Reporting:		149	
Ballots Cast: (162,978 voters)		10,686	7%
<b>NO CANDIDATE</b>	<b>REP</b>	<b>0</b>	<b>0%</b>

## ST. CLAIR COUNTY

For County Auditor  
Republican Party

Number of Precincts:		149	
Precincts Reporting:		149	
Ballots Cast: (162,978 voters)		10,686	7%
<b>NO CANDIDATE</b>	<b>REP</b>	<b>0</b>	<b>0%</b>

## ST. CLAIR COUNTY

For County Recorder  
Republican Party

Number of Precincts:		149	
Precincts Reporting:		149	
Ballots Cast: (162,978 voters)		10,686	7%
<b>NO CANDIDATE</b>	<b>REP</b>	<b>0</b>	<b>0%</b>

## ST. CLAIR COUNTY

For County Board Of Review  
Republican Party

Number of Precincts:		149	
Precincts Reporting:		149	
Ballots Cast: (162,978 voters)		10,686	7%
<b>TYLER THOMPSON</b>	<b>REP</b>	<b>8,440</b>	<b>79%</b>

## ST. CLAIR COUNTY

For County Board Of Review  
(To Serve an Unexpired 2-Year Term)  
Republican Party

Number of Precincts:		149	
Precincts Reporting:		149	
Ballots Cast: (162,978 voters)		10,686	7%
<b>NO CANDIDATE</b>	<b>REP</b>	<b>0</b>	<b>0%</b>

## ESR 50 (St. Clair County)

For Regional Superintendent of Schools  
(To Serve an Unexpired 2-Year Term)  
Republican Party

Number of Precincts:		146	
Precincts Reporting:		146	
Ballots Cast: (159,750 voters)		10,157	6%
<b>NO CANDIDATE</b>	<b>REP</b>	<b>0</b>	<b>0%</b>

## County Board District 1

For Member Of The County Board  
Republican Party

Number of Precincts:		8	
Precincts Reporting:		8	
Ballots Cast: (7,669 voters)		275	4%
<b>NO CANDIDATE</b>	<b>REP</b>	<b>0</b>	<b>0%</b>

**County Board  
District 6**

For Member Of The County Board  
Republican Party

<i>Number of Precincts:</i>		11	
<i>Precincts Reporting:</i>		11	
<i>Ballots Cast: (13,263 voters)</i>		123	1%
<b>NO CANDIDATE</b>	<b>REP</b>	<b>0</b>	<b>0%</b>

**County Board  
District 7**

For Member Of The County Board  
Republican Party

<i>Number of Precincts:</i>		9	
<i>Precincts Reporting:</i>		9	
<i>Ballots Cast: (10,571 voters)</i>		164	2%
<b>JESSICA MC CLELLAND</b>	<b>REP</b>	<b>147</b>	<b>90%</b>

**County Board  
District 9**

For Member Of The County Board  
Republican Party

<i>Number of Precincts:</i>		14	
<i>Precincts Reporting:</i>		14	
<i>Ballots Cast: (14,307 voters)</i>		229	2%
<b>NO CANDIDATE</b>	<b>REP</b>	<b>0</b>	<b>0%</b>

**County Board  
District 10**

For Member Of The County Board  
Republican Party

<i>Number of Precincts:</i>		15	
<i>Precincts Reporting:</i>		15	
<i>Ballots Cast: (16,195 voters)</i>		398	2%
<b>DAVID P. LOEBNER</b>	<b>REP</b>	<b>327</b>	<b>82%</b>

**County Board  
District 11**

For Member Of The County Board  
Republican Party

<i>Number of Precincts:</i>		9	
<i>Precincts Reporting:</i>		9	
<i>Ballots Cast: (10,576 voters)</i>		253	2%
<b>NO CANDIDATE</b>	<b>REP</b>	<b>0</b>	<b>0%</b>

**County Board  
District 16**

For Member Of The County Board  
Republican Party

<i>Number of Precincts:</i>		12	
<i>Precincts Reporting:</i>		12	
<i>Ballots Cast: (12,893 voters)</i>		319	2%
<b>NO CANDIDATE</b>	<b>REP</b>	<b>0</b>	<b>0%</b>
<b>DAVID LINDQUIST (Write-In)</b>	<b>REP</b>	<b>1</b>	<b>0.31%</b>

**County Board  
District 18**

For Member Of The County Board  
Republican Party

<i>Number of Precincts:</i>		11	
<i>Precincts Reporting:</i>		11	
<i>Ballots Cast: (12,325 voters)</i>		682	6%
<b>MICHAEL O DONNELL</b>	<b>REP</b>	<b>544</b>	<b>80%</b>

**County Board  
District 24**

For Member Of The County Board  
Republican Party

<i>Number of Precincts:</i>		14	
<i>Precincts Reporting:</i>		14	
<i>Ballots Cast: (16,387 voters)</i>		649	4%
<b>KEVIN DAWSON</b>	<b>REP</b>	<b>568</b>	<b>88%</b>

**County Board  
District 27**

For Member Of The County Board  
Republican Party

Number of Precincts:		10	
Precincts Reporting:		10	
Ballots Cast: (10,476 voters)		588	6%
<b>MATTHEW SMALLHEER</b>	<b>REP</b>	<b>488</b>	<b>83%</b>

**Belleville 1**

PRECINCT COMMITTEEPERSON  
Republican Party

Number of Precincts:		1	
Precincts Reporting:		1	
Ballots Cast: (1,205 voters)		58	5%
<b>NO CANDIDATE</b>	<b>REP</b>	<b>0</b>	<b>0%</b>

**Belleville 2**

PRECINCT COMMITTEEPERSON  
Republican Party

Number of Precincts:		1	
Precincts Reporting:		1	
Ballots Cast: (1,149 voters)		40	3%
<b>NO CANDIDATE</b>	<b>REP</b>	<b>0</b>	<b>0%</b>

**Belleville 3**

PRECINCT COMMITTEEPERSON  
Republican Party

Number of Precincts:		1	
Precincts Reporting:		1	
Ballots Cast: (1,253 voters)		68	5%
<b>NO CANDIDATE</b>	<b>REP</b>	<b>0</b>	<b>0%</b>

**Belleville 4**

PRECINCT COMMITTEEPERSON  
Republican Party

Number of Precincts:		1	
Precincts Reporting:		1	
Ballots Cast: (1,124 voters)		55	5%
<b>NO CANDIDATE</b>	<b>REP</b>	<b>0</b>	<b>0%</b>



### Belleville 5

PRECINCT COMMITTEEPERSON  
Republican Party

Number of Precincts:		1	
Precincts Reporting:		1	
Ballots Cast: (1,388 voters)		162	12%
<b>JAMES C. WOLFE</b>	<b>REP</b>	<b>133</b>	<b>82%</b>

### Belleville 6

PRECINCT COMMITTEEPERSON  
Republican Party

Number of Precincts:		1	
Precincts Reporting:		1	
Ballots Cast: (721 voters)		30	4%
<b>NO CANDIDATE</b>	<b>REP</b>	<b>0</b>	<b>0%</b>

### Belleville 7

PRECINCT COMMITTEEPERSON  
Republican Party

Number of Precincts:		1	
Precincts Reporting:		1	
Ballots Cast: (1,298 voters)		48	4%
<b>NO CANDIDATE</b>	<b>REP</b>	<b>0</b>	<b>0%</b>

### Belleville 8

PRECINCT COMMITTEEPERSON  
Republican Party

Number of Precincts:		1	
Precincts Reporting:		1	
Ballots Cast: (1,011 voters)		41	4%
<b>NO CANDIDATE</b>	<b>REP</b>	<b>0</b>	<b>0%</b>

### Belleville 9

PRECINCT COMMITTEEPERSON  
Republican Party

Number of Precincts:		1	
Precincts Reporting:		1	
Ballots Cast: (822 voters)		34	4%
<b>NO CANDIDATE</b>	<b>REP</b>	<b>0</b>	<b>0%</b>

**Belleville 10**

PRECINCT COMMITTEEPERSON  
Republican Party

Number of Precincts:		1	
Precincts Reporting:		1	
Ballots Cast: (1,085 voters)		46	4%
<b>MARILYN SEAVEY</b>	<b>REP</b>	<b>36</b>	<b>78%</b>

**Belleville 11**

PRECINCT COMMITTEEPERSON  
Republican Party

Number of Precincts:		1	
Precincts Reporting:		1	
Ballots Cast: (1,470 voters)		45	3%
<b>NO CANDIDATE</b>	<b>REP</b>	<b>0</b>	<b>0%</b>

**Belleville 12**

PRECINCT COMMITTEEPERSON  
Republican Party

Number of Precincts:		1	
Precincts Reporting:		1	
Ballots Cast: (1,235 voters)		31	3%
<b>NO CANDIDATE</b>	<b>REP</b>	<b>0</b>	<b>0%</b>

**Belleville 13**

PRECINCT COMMITTEEPERSON  
Republican Party

Number of Precincts:		1	
Precincts Reporting:		1	
Ballots Cast: (857 voters)		34	4%
<b>NO CANDIDATE</b>	<b>REP</b>	<b>0</b>	<b>0%</b>

**Belleville 14**

PRECINCT COMMITTEEPERSON  
Republican Party

Number of Precincts:		1	
Precincts Reporting:		1	
Ballots Cast: (953 voters)		39	4%
<b>NO CANDIDATE</b>	<b>REP</b>	<b>0</b>	<b>0%</b>

**Belleville 15**

PRECINCT COMMITTEEPERSON  
Republican Party

Number of Precincts:		1	
Precincts Reporting:		1	
Ballots Cast: (1,197 voters)		17	1%
<b>NO CANDIDATE</b>	<b>REP</b>	<b>0</b>	<b>0%</b>

**Belleville 16**

PRECINCT COMMITTEEPERSON  
Republican Party

Number of Precincts:		1	
Precincts Reporting:		1	
Ballots Cast: (1,133 voters)		77	7%
<b>CINDI MC DONALD</b>	<b>REP</b>	<b>58</b>	<b>75%</b>

**Belleville 17**

PRECINCT COMMITTEEPERSON  
Republican Party

Number of Precincts:		1	
Precincts Reporting:		1	
Ballots Cast: (1,098 voters)		62	6%
<b>NO CANDIDATE</b>	<b>REP</b>	<b>0</b>	<b>0%</b>

**Belleville 18**

PRECINCT COMMITTEEPERSON  
Republican Party

Number of Precincts:		1	
Precincts Reporting:		1	
Ballots Cast: (973 voters)		35	4%
<b>NO CANDIDATE</b>	<b>REP</b>	<b>0</b>	<b>0%</b>

**Belleville 19**

PRECINCT COMMITTEEPERSON  
Republican Party

Number of Precincts:		1	
Precincts Reporting:		1	
Ballots Cast: (1,516 voters)		66	4%
<b>JEFFREY A. BROWN</b>	<b>REP</b>	<b>54</b>	<b>82%</b>

**Belleville 20**

PRECINCT COMMITTEEPERSON  
Republican Party

Number of Precincts:		1	
Precincts Reporting:		1	
Ballots Cast: (1,369 voters)		37	3%
<b>NO CANDIDATE</b>	<b>REP</b>	<b>0</b>	<b>0%</b>

**Belleville 21**

PRECINCT COMMITTEEPERSON  
Republican Party

Number of Precincts:		1	
Precincts Reporting:		1	
Ballots Cast: (1,092 voters)		40	4%
<b>NO CANDIDATE</b>	<b>REP</b>	<b>0</b>	<b>0%</b>

**Belleville 22**

PRECINCT COMMITTEEPERSON  
Republican Party

Number of Precincts:		1	
Precincts Reporting:		1	
Ballots Cast: (1,123 voters)		42	4%
<b>BEVERLY VOELKEL</b>	<b>REP</b>	<b>32</b>	<b>76%</b>

**Belleville 23**

PRECINCT COMMITTEEPERSON  
Republican Party

Number of Precincts:		1	
Precincts Reporting:		1	
Ballots Cast: (924 voters)		53	6%
<b>NO CANDIDATE</b>	<b>REP</b>	<b>0</b>	<b>0%</b>

**Belleville 24**

PRECINCT COMMITTEEPERSON  
Republican Party

Number of Precincts:		1	
Precincts Reporting:		1	
Ballots Cast: (1,358 voters)		60	4%
<b>NO CANDIDATE</b>	<b>REP</b>	<b>0</b>	<b>0%</b>

## Belleville 25

PRECINCT COMMITTEEPERSON  
Republican Party

Number of Precincts:		1	
Precincts Reporting:		1	
Ballots Cast: (760 voters)		42	6%
<b>NO CANDIDATE</b>	<b>REP</b>	<b>0</b>	<b>0%</b>

## Mascoutah 1

PRECINCT COMMITTEEPERSON  
Republican Party

Number of Precincts:		1	
Precincts Reporting:		1	
Ballots Cast: (1,214 voters)		126	10%
<b>NO CANDIDATE</b>	<b>REP</b>	<b>0</b>	<b>0%</b>

## Mascoutah 2

PRECINCT COMMITTEEPERSON  
Republican Party

Number of Precincts:		1	
Precincts Reporting:		1	
Ballots Cast: (1,766 voters)		144	8%
<b>NO CANDIDATE</b>	<b>REP</b>	<b>0</b>	<b>0%</b>

## Mascoutah 3

PRECINCT COMMITTEEPERSON  
Republican Party

Number of Precincts:		1	
Precincts Reporting:		1	
Ballots Cast: (2,037 voters)		166	8%
<b>NO CANDIDATE</b>	<b>REP</b>	<b>0</b>	<b>0%</b>

## Mascoutah 4

PRECINCT COMMITTEEPERSON  
Republican Party

Number of Precincts:		1	
Precincts Reporting:		1	
Ballots Cast: (1,359 voters)		86	6%
<b>NO CANDIDATE</b>	<b>REP</b>	<b>0</b>	<b>0%</b>

## LEBANON 1

PRECINCT COMMITTEEPERSON  
Republican Party

Number of Precincts:		1	
Precincts Reporting:		1	
Ballots Cast: (0 voters)		161	0%
<b>ANGELA MC GOVERN</b>	<b>REP</b>	<b>133</b>	<b>83%</b>

## Lebanon 2

PRECINCT COMMITTEEPERSON  
Republican Party

Number of Precincts:		1	
Precincts Reporting:		1	
Ballots Cast: (767 voters)		54	7%
<b>NO CANDIDATE</b>	<b>REP</b>	<b>0</b>	<b>0%</b>

## Lebanon 3

PRECINCT COMMITTEEPERSON  
Republican Party

Number of Precincts:		1	
Precincts Reporting:		1	
Ballots Cast: (465 voters)		72	15%
<b>NO CANDIDATE</b>	<b>REP</b>	<b>0</b>	<b>0%</b>

## Shiloh Valley 1

PRECINCT COMMITTEEPERSON  
Republican Party

Number of Precincts:		1	
Precincts Reporting:		1	
Ballots Cast: (1,546 voters)		122	8%
<b>NO CANDIDATE</b>	<b>REP</b>	<b>0</b>	<b>0%</b>

## Shiloh Valley 2

PRECINCT COMMITTEEPERSON  
Republican Party

Number of Precincts:		1	
Precincts Reporting:		1	
Ballots Cast: (1,412 voters)		53	4%
<b>NO CANDIDATE</b>	<b>REP</b>	<b>0</b>	<b>0%</b>

### Shiloh Valley 3

PRECINCT COMMITTEEPERSON  
Republican Party

Number of Precincts:		1	
Precincts Reporting:		1	
Ballots Cast: (1,169 voters)		86	7%
<b>NO CANDIDATE</b>	<b>REP</b>	<b>0</b>	<b>0%</b>

### Shiloh Valley 4

PRECINCT COMMITTEEPERSON  
Republican Party

Number of Precincts:		1	
Precincts Reporting:		1	
Ballots Cast: (778 voters)		66	8%
<b>DAVID C. LINDQUIST</b>	<b>REP</b>	<b>58</b>	<b>88%</b>

### Shiloh Valley 5

PRECINCT COMMITTEEPERSON  
Republican Party

Number of Precincts:		1	
Precincts Reporting:		1	
Ballots Cast: (1,504 voters)		84	6%
<b>NO CANDIDATE</b>	<b>REP</b>	<b>0</b>	<b>0%</b>

### O Fallon 1

PRECINCT COMMITTEEPERSON  
Republican Party

Number of Precincts:		1	
Precincts Reporting:		1	
Ballots Cast: (1,006 voters)		73	7%
<b>DONALD MICHAEL BUTLER</b>	<b>REP</b>	<b>61</b>	<b>84%</b>

### O Fallon 2

PRECINCT COMMITTEEPERSON  
Republican Party

Number of Precincts:		1	
Precincts Reporting:		1	
Ballots Cast: (1,152 voters)		44	4%
<b>NO CANDIDATE</b>	<b>REP</b>	<b>0</b>	<b>0%</b>

### O Fallon 3

PRECINCT COMMITTEEPERSON  
Republican Party

Number of Precincts:		1	
Precincts Reporting:		1	
Ballots Cast: (710 voters)		77	11%
<b>NO CANDIDATE</b>	<b>REP</b>	<b>0</b>	<b>0%</b>

### O Fallon 4

PRECINCT COMMITTEEPERSON  
Republican Party

Number of Precincts:		1	
Precincts Reporting:		1	
Ballots Cast: (602 voters)		62	10%
<b>NO CANDIDATE</b>	<b>REP</b>	<b>0</b>	<b>0%</b>

### O Fallon 5

PRECINCT COMMITTEEPERSON  
Republican Party

Number of Precincts:		1	
Precincts Reporting:		1	
Ballots Cast: (1,081 voters)		102	9%
<b>NO CANDIDATE</b>	<b>REP</b>	<b>0</b>	<b>0%</b>

### O Fallon 6

PRECINCT COMMITTEEPERSON  
Republican Party

Number of Precincts:		1	
Precincts Reporting:		1	
Ballots Cast: (851 voters)		73	9%
<b>NO CANDIDATE</b>	<b>REP</b>	<b>0</b>	<b>0%</b>

### O Fallon 7

PRECINCT COMMITTEEPERSON  
Republican Party

Number of Precincts:		1	
Precincts Reporting:		1	
Ballots Cast: (1,157 voters)		168	15%
<b>JOHN F. ROSENBAUM</b>	<b>REP</b>	<b>139</b>	<b>83%</b>



### O Fallon 8

PRECINCT COMMITTEEPERSON  
Republican Party

Number of Precincts:		1	
Precincts Reporting:		1	
Ballots Cast: (1,456 voters)		156	11%
<b>NO CANDIDATE</b>	<b>REP</b>	<b>0</b>	<b>0%</b>

### O Fallon 9

PRECINCT COMMITTEEPERSON  
Republican Party

Number of Precincts:		1	
Precincts Reporting:		1	
Ballots Cast: (1,152 voters)		142	12%
<b>JOHN COERS</b>	<b>REP</b>	<b>119</b>	<b>84%</b>

### O Fallon 10

PRECINCT COMMITTEEPERSON  
Republican Party

Number of Precincts:		1	
Precincts Reporting:		1	
Ballots Cast: (1,164 voters)		57	5%
<b>NO CANDIDATE</b>	<b>REP</b>	<b>0</b>	<b>0%</b>

### O Fallon 11

PRECINCT COMMITTEEPERSON  
Republican Party

Number of Precincts:		1	
Precincts Reporting:		1	
Ballots Cast: (1,265 voters)		146	12%
<b>NO CANDIDATE</b>	<b>REP</b>	<b>0</b>	<b>0%</b>

### O Fallon 12

PRECINCT COMMITTEEPERSON  
Republican Party

Number of Precincts:		1	
Precincts Reporting:		1	
Ballots Cast: (1,441 voters)		146	10%
<b>NO CANDIDATE</b>	<b>REP</b>	<b>0</b>	<b>0%</b>

**O Fallon 13**

PRECINCT COMMITTEEPERSON  
Republican Party

Number of Precincts:		1	
Precincts Reporting:		1	
Ballots Cast: (1,267 voters)		88	7%
<b>NO CANDIDATE</b>	<b>REP</b>	<b>0</b>	<b>0%</b>

**O Fallon 14**

PRECINCT COMMITTEEPERSON  
Republican Party

Number of Precincts:		1	
Precincts Reporting:		1	
Ballots Cast: (819 voters)		58	7%
<b>RONALD B. GILREATH</b>	<b>REP</b>	<b>49</b>	<b>84%</b>

**O Fallon 15**

PRECINCT COMMITTEEPERSON  
Republican Party

Number of Precincts:		1	
Precincts Reporting:		1	
Ballots Cast: (1,378 voters)		138	10%
<b>NO CANDIDATE</b>	<b>REP</b>	<b>0</b>	<b>0%</b>

**O Fallon 16**

PRECINCT COMMITTEEPERSON  
Republican Party

Number of Precincts:		1	
Precincts Reporting:		1	
Ballots Cast: (1,518 voters)		178	12%
<b>BARBARA J. VIVIANO</b>	<b>REP</b>	<b>156</b>	<b>88%</b>

**O Fallon 17**

PRECINCT COMMITTEEPERSON  
Republican Party

Number of Precincts:		1	
Precincts Reporting:		1	
Ballots Cast: (1,052 voters)		65	6%
<b>MELANIE SCHALTENBRAND</b>	<b>REP</b>	<b>49</b>	<b>75%</b>

## O Fallon 18

PRECINCT COMMITTEEPERSON  
Republican Party

Number of Precincts:		1	
Precincts Reporting:		1	
Ballots Cast: (793 voters)		60	8%
<b>NO CANDIDATE</b>	<b>REP</b>	<b>0</b>	<b>0%</b>

## St Clair 1

PRECINCT COMMITTEEPERSON  
Republican Party

Number of Precincts:		1	
Precincts Reporting:		1	
Ballots Cast: (1,447 voters)		52	4%
<b>NO CANDIDATE</b>	<b>REP</b>	<b>0</b>	<b>0%</b>

## St Clair 2

PRECINCT COMMITTEEPERSON  
Republican Party

Number of Precincts:		1	
Precincts Reporting:		1	
Ballots Cast: (730 voters)		49	7%
<b>NO CANDIDATE</b>	<b>REP</b>	<b>0</b>	<b>0%</b>

## St Clair 3

PRECINCT COMMITTEEPERSON  
Republican Party

Number of Precincts:		1	
Precincts Reporting:		1	
Ballots Cast: (1,280 voters)		66	5%
<b>NO CANDIDATE</b>	<b>REP</b>	<b>0</b>	<b>0%</b>

## St Clair 4

PRECINCT COMMITTEEPERSON  
Republican Party

Number of Precincts:		1	
Precincts Reporting:		1	
Ballots Cast: (659 voters)		35	5%
<b>NO CANDIDATE</b>	<b>REP</b>	<b>0</b>	<b>0%</b>

### St Clair 5

PRECINCT COMMITTEEPERSON  
Republican Party

Number of Precincts:		1	
Precincts Reporting:		1	
Ballots Cast: (815 voters)		35	4%
<b>NO CANDIDATE</b>	<b>REP</b>	<b>0</b>	<b>0%</b>

### St Clair 6

PRECINCT COMMITTEEPERSON  
Republican Party

Number of Precincts:		1	
Precincts Reporting:		1	
Ballots Cast: (1,374 voters)		94	7%
<b>NO CANDIDATE</b>	<b>REP</b>	<b>0</b>	<b>0%</b>

### St Clair 7

PRECINCT COMMITTEEPERSON  
Republican Party

Number of Precincts:		1	
Precincts Reporting:		1	
Ballots Cast: (1,281 voters)		41	3%
<b>NO CANDIDATE</b>	<b>REP</b>	<b>0</b>	<b>0%</b>

### St Clair 8

PRECINCT COMMITTEEPERSON  
Republican Party

Number of Precincts:		1	
Precincts Reporting:		1	
Ballots Cast: (1,100 voters)		75	7%
<b>STEVEN DUFF</b>	<b>REP</b>	<b>62</b>	<b>83%</b>

### St Clair 9

PRECINCT COMMITTEEPERSON  
Republican Party

Number of Precincts:		1	
Precincts Reporting:		1	
Ballots Cast: (891 voters)		49	5%
<b>TONDA LOU VAN HOOSE</b>	<b>REP</b>	<b>40</b>	<b>82%</b>

### St Clair 10

PRECINCT COMMITTEEPERSON  
Republican Party

Number of Precincts:		1	
Precincts Reporting:		1	
Ballots Cast: (1,211 voters)		41	3%
<b>NO CANDIDATE</b>	<b>REP</b>	<b>0</b>	<b>0%</b>

### St Clair 11

PRECINCT COMMITTEEPERSON  
Republican Party

Number of Precincts:		1	
Precincts Reporting:		1	
Ballots Cast: (787 voters)		38	5%
<b>NO CANDIDATE</b>	<b>REP</b>	<b>0</b>	<b>0%</b>

### St Clair 12

PRECINCT COMMITTEEPERSON  
Republican Party

Number of Precincts:		1	
Precincts Reporting:		1	
Ballots Cast: (1,118 voters)		56	5%
<b>NO CANDIDATE</b>	<b>REP</b>	<b>0</b>	<b>0%</b>

### St Clair 13

PRECINCT COMMITTEEPERSON  
Republican Party

Number of Precincts:		1	
Precincts Reporting:		1	
Ballots Cast: (740 voters)		66	9%
<b>DEBORAH BARNES</b>	<b>REP</b>	<b>56</b>	<b>85%</b>

### St Clair 14

PRECINCT COMMITTEEPERSON  
Republican Party

Number of Precincts:		1	
Precincts Reporting:		1	
Ballots Cast: (1,427 voters)		129	9%
<b>PAMELA MILES</b>	<b>REP</b>	<b>107</b>	<b>83%</b>

### St Clair 15

PRECINCT COMMITTEEPERSON  
Republican Party

Number of Precincts:		1	
Precincts Reporting:		1	
Ballots Cast: (1,340 voters)		76	6%
<b>TYLER THOMPSON</b>	<b>REP</b>	<b>63</b>	<b>83%</b>

### St Clair 16

PRECINCT COMMITTEEPERSON  
Republican Party

Number of Precincts:		1	
Precincts Reporting:		1	
Ballots Cast: (1,125 voters)		15	1%
<b>NO CANDIDATE</b>	<b>REP</b>	<b>0</b>	<b>0%</b>

### St Clair 17

PRECINCT COMMITTEEPERSON  
Republican Party

Number of Precincts:		1	
Precincts Reporting:		1	
Ballots Cast: (913 voters)		73	8%
<b>NO CANDIDATE</b>	<b>REP</b>	<b>0</b>	<b>0%</b>

### St Clair 18

PRECINCT COMMITTEEPERSON  
Republican Party

Number of Precincts:		1	
Precincts Reporting:		1	
Ballots Cast: (924 voters)		77	8%
<b>NO CANDIDATE</b>	<b>REP</b>	<b>0</b>	<b>0%</b>

### St Clair 19

PRECINCT COMMITTEEPERSON  
Republican Party

Number of Precincts:		1	
Precincts Reporting:		1	
Ballots Cast: (871 voters)		28	3%
<b>NO CANDIDATE</b>	<b>REP</b>	<b>0</b>	<b>0%</b>

**St Clair 20**

PRECINCT COMMITTEEPERSON  
Republican Party

Number of Precincts:		1	
Precincts Reporting:		1	
Ballots Cast: (753 voters)		39	5%
<b>NO CANDIDATE</b>	<b>REP</b>	<b>0</b>	<b>0%</b>

**St Clair 21**

PRECINCT COMMITTEEPERSON  
Republican Party

Number of Precincts:		1	
Precincts Reporting:		1	
Ballots Cast: (891 voters)		41	5%
<b>NO CANDIDATE</b>	<b>REP</b>	<b>0</b>	<b>0%</b>

**St Clair 22**

PRECINCT COMMITTEEPERSON  
Republican Party

Number of Precincts:		1	
Precincts Reporting:		1	
Ballots Cast: (1,285 voters)		76	6%
<b>NO CANDIDATE</b>	<b>REP</b>	<b>0</b>	<b>0%</b>

**St Clair 23**

PRECINCT COMMITTEEPERSON  
Republican Party

Number of Precincts:		1	
Precincts Reporting:		1	
Ballots Cast: (1,482 voters)		108	7%
<b>NO CANDIDATE</b>	<b>REP</b>	<b>0</b>	<b>0%</b>

**St Clair 24**

PRECINCT COMMITTEEPERSON  
Republican Party

Number of Precincts:		1	
Precincts Reporting:		1	
Ballots Cast: (1,483 voters)		60	4%
<b>CHERYL MATHEWS</b>	<b>REP</b>	<b>51</b>	<b>85%</b>

### Caseyville 1

PRECINCT COMMITTEEPERSON  
Republican Party

Number of Precincts:		1	
Precincts Reporting:		1	
Ballots Cast: (1,066 voters)		85	8%
<b>NO CANDIDATE</b>	<b>REP</b>	<b>0</b>	<b>0%</b>

### Caseyville 2

PRECINCT COMMITTEEPERSON  
Republican Party

Number of Precincts:		1	
Precincts Reporting:		1	
Ballots Cast: (1,717 voters)		96	6%
<b>NO CANDIDATE</b>	<b>REP</b>	<b>0</b>	<b>0%</b>

### Caseyville 3

PRECINCT COMMITTEEPERSON  
Republican Party

Number of Precincts:		1	
Precincts Reporting:		1	
Ballots Cast: (1,285 voters)		57	4%
<b>NO CANDIDATE</b>	<b>REP</b>	<b>0</b>	<b>0%</b>

### Caseyville 4

PRECINCT COMMITTEEPERSON  
Republican Party

Number of Precincts:		1	
Precincts Reporting:		1	
Ballots Cast: (1,218 voters)		52	4%
<b>NO CANDIDATE</b>	<b>REP</b>	<b>0</b>	<b>0%</b>

### Caseyville 5

PRECINCT COMMITTEEPERSON  
Republican Party

Number of Precincts:		1	
Precincts Reporting:		1	
Ballots Cast: (1,575 voters)		126	8%
<b>NO CANDIDATE</b>	<b>REP</b>	<b>0</b>	<b>0%</b>



### Caseyville 6

PRECINCT COMMITTEEPERSON  
Republican Party

Number of Precincts:		1	
Precincts Reporting:		1	
Ballots Cast: (1,452 voters)		104	7%
<b>CARY MATHEWS</b>	<b>REP</b>	<b>81</b>	<b>78%</b>

### Caseyville 7

PRECINCT COMMITTEEPERSON  
Republican Party

Number of Precincts:		1	
Precincts Reporting:		1	
Ballots Cast: (1,226 voters)		72	6%
<b>NO CANDIDATE</b>	<b>REP</b>	<b>0</b>	<b>0%</b>

### Caseyville 8

PRECINCT COMMITTEEPERSON  
Republican Party

Number of Precincts:		1	
Precincts Reporting:		1	
Ballots Cast: (1,457 voters)		98	7%
<b>DAVID P. LOEBNER</b>	<b>REP</b>	<b>81</b>	<b>83%</b>

### Caseyville 9

PRECINCT COMMITTEEPERSON  
Republican Party

Number of Precincts:		1	
Precincts Reporting:		1	
Ballots Cast: (775 voters)		31	4%
<b>NO CANDIDATE</b>	<b>REP</b>	<b>0</b>	<b>0%</b>

### Caseyville 10

PRECINCT COMMITTEEPERSON  
Republican Party

Number of Precincts:		1	
Precincts Reporting:		1	
Ballots Cast: (1,199 voters)		92	8%
<b>NO CANDIDATE</b>	<b>REP</b>	<b>0</b>	<b>0%</b>

### Caseyville 11

PRECINCT COMMITTEEPERSON  
Republican Party

Number of Precincts:		1	
Precincts Reporting:		1	
Ballots Cast: (973 voters)		34	3%
<b>NO CANDIDATE</b>	<b>REP</b>	<b>0</b>	<b>0%</b>

### Caseyville 12

PRECINCT COMMITTEEPERSON  
Republican Party

Number of Precincts:		1	
Precincts Reporting:		1	
Ballots Cast: (1,356 voters)		90	7%
<b>DEBRA BOWLBY</b>	<b>REP</b>	<b>70</b>	<b>78%</b>

### Caseyville 13

PRECINCT COMMITTEEPERSON  
Republican Party

Number of Precincts:		1	
Precincts Reporting:		1	
Ballots Cast: (928 voters)		43	5%
<b>NO CANDIDATE</b>	<b>REP</b>	<b>0</b>	<b>0%</b>

### Caseyville 14

PRECINCT COMMITTEEPERSON  
Republican Party

Number of Precincts:		1	
Precincts Reporting:		1	
Ballots Cast: (1,684 voters)		79	5%
<b>NO CANDIDATE</b>	<b>REP</b>	<b>0</b>	<b>0%</b>

### Caseyville 15

PRECINCT COMMITTEEPERSON  
Republican Party

Number of Precincts:		1	
Precincts Reporting:		1	
Ballots Cast: (1,084 voters)		37	3%
<b>NO CANDIDATE</b>	<b>REP</b>	<b>0</b>	<b>0%</b>

### Caseyville 16

PRECINCT COMMITTEEPERSON  
Republican Party

Number of Precincts:		1	
Precincts Reporting:		1	
Ballots Cast: (427 voters)		33	8%
<b>NO CANDIDATE</b>	<b>REP</b>	<b>0</b>	<b>0%</b>

### Caseyville 17

PRECINCT COMMITTEEPERSON  
Republican Party

Number of Precincts:		1	
Precincts Reporting:		1	
Ballots Cast: (839 voters)		48	6%
<b>NO CANDIDATE</b>	<b>REP</b>	<b>0</b>	<b>0%</b>

### Caseyville 18

PRECINCT COMMITTEEPERSON  
Republican Party

Number of Precincts:		1	
Precincts Reporting:		1	
Ballots Cast: (1,276 voters)		72	6%
<b>NO CANDIDATE</b>	<b>REP</b>	<b>0</b>	<b>0%</b>

### Caseyville 19

PRECINCT COMMITTEEPERSON  
Republican Party

Number of Precincts:		1	
Precincts Reporting:		1	
Ballots Cast: (749 voters)		25	3%
<b>NO CANDIDATE</b>	<b>REP</b>	<b>0</b>	<b>0%</b>

### Caseyville 20

PRECINCT COMMITTEEPERSON  
Republican Party

Number of Precincts:		1	
Precincts Reporting:		1	
Ballots Cast: (453 voters)		29	6%
<b>NO CANDIDATE</b>	<b>REP</b>	<b>0</b>	<b>0%</b>

### Caseyville 21

PRECINCT COMMITTEEPERSON  
Republican Party

Number of Precincts:		1	
Precincts Reporting:		1	
Ballots Cast: (942 voters)		65	7%
<b>NO CANDIDATE</b>	<b>REP</b>	<b>0</b>	<b>0%</b>

### Caseyville 22

PRECINCT COMMITTEEPERSON  
Republican Party

Number of Precincts:		1	
Precincts Reporting:		1	
Ballots Cast: (1,392 voters)		64	5%
<b>NO CANDIDATE</b>	<b>REP</b>	<b>0</b>	<b>0%</b>

### Stookey 1

PRECINCT COMMITTEEPERSON  
Republican Party

Number of Precincts:		1	
Precincts Reporting:		1	
Ballots Cast: (1,677 voters)		207	12%
<b>BRIAN TRISKA</b>	<b>REP</b>	<b>175</b>	<b>85%</b>

### Stookey 2

PRECINCT COMMITTEEPERSON  
Republican Party

Number of Precincts:		1	
Precincts Reporting:		1	
Ballots Cast: (1,241 voters)		69	6%
<b>NO CANDIDATE</b>	<b>REP</b>	<b>0</b>	<b>0%</b>

### Stookey 3

PRECINCT COMMITTEEPERSON  
Republican Party

Number of Precincts:		1	
Precincts Reporting:		1	
Ballots Cast: (838 voters)		45	5%
<b>NO CANDIDATE</b>	<b>REP</b>	<b>0</b>	<b>0%</b>

#### Stookey 4

PRECINCT COMMITTEEPERSON  
Republican Party

Number of Precincts:		1	
Precincts Reporting:		1	
Ballots Cast: (649 voters)		30	5%
<b>NO CANDIDATE</b>	<b>REP</b>	<b>0</b>	<b>0%</b>

#### Stookey 5

PRECINCT COMMITTEEPERSON  
Republican Party

Number of Precincts:		1	
Precincts Reporting:		1	
Ballots Cast: (1,365 voters)		71	5%
<b>NO CANDIDATE</b>	<b>REP</b>	<b>0</b>	<b>0%</b>

#### Stookey 6

PRECINCT COMMITTEEPERSON  
Republican Party

Number of Precincts:		1	
Precincts Reporting:		1	
Ballots Cast: (963 voters)		73	8%
<b>NO CANDIDATE</b>	<b>REP</b>	<b>0</b>	<b>0%</b>

#### Stookey 7

PRECINCT COMMITTEEPERSON  
Republican Party

Number of Precincts:		1	
Precincts Reporting:		1	
Ballots Cast: (885 voters)		38	4%
<b>NO CANDIDATE</b>	<b>REP</b>	<b>0</b>	<b>0%</b>

#### Centreville 1

PRECINCT COMMITTEEPERSON  
Republican Party

Number of Precincts:		1	
Precincts Reporting:		1	
Ballots Cast: (1,080 voters)		1	0.09%
<b>NO CANDIDATE</b>	<b>REP</b>	<b>0</b>	<b>0%</b>

## Centreville 2

PRECINCT COMMITTEEPERSON  
Republican Party

Number of Precincts:		1	
Precincts Reporting:		1	
Ballots Cast: (1,079 voters)		16	1%
<b>NO CANDIDATE</b>	<b>REP</b>	<b>0</b>	<b>0%</b>

## Centreville 3

PRECINCT COMMITTEEPERSON  
Republican Party

Number of Precincts:		1	
Precincts Reporting:		1	
Ballots Cast: (1,611 voters)		7	0.43%
<b>NO CANDIDATE</b>	<b>REP</b>	<b>0</b>	<b>0%</b>

## Centreville 4

PRECINCT COMMITTEEPERSON  
Republican Party

Number of Precincts:		1	
Precincts Reporting:		1	
Ballots Cast: (794 voters)		29	4%
<b>NO CANDIDATE</b>	<b>REP</b>	<b>0</b>	<b>0%</b>

## Centreville 5

PRECINCT COMMITTEEPERSON  
Republican Party

Number of Precincts:		1	
Precincts Reporting:		1	
Ballots Cast: (1,322 voters)		21	2%
<b>NO CANDIDATE</b>	<b>REP</b>	<b>0</b>	<b>0%</b>

## Centreville 6

PRECINCT COMMITTEEPERSON  
Republican Party

Number of Precincts:		1	
Precincts Reporting:		1	
Ballots Cast: (1,231 voters)		5	0.41%
<b>NO CANDIDATE</b>	<b>REP</b>	<b>0</b>	<b>0%</b>

### Centreville 7

PRECINCT COMMITTEEPERSON  
Republican Party

Number of Precincts:		1	
Precincts Reporting:		1	
Ballots Cast: (1,856 voters)		34	2%
<b>NO CANDIDATE</b>	<b>REP</b>	<b>0</b>	<b>0%</b>

### Centreville 8

PRECINCT COMMITTEEPERSON  
Republican Party

Number of Precincts:		1	
Precincts Reporting:		1	
Ballots Cast: (1,108 voters)		29	3%
<b>JESSICA MC CLELLAND</b>	<b>REP</b>	<b>24</b>	<b>83%</b>

### Centreville 9

PRECINCT COMMITTEEPERSON  
Republican Party

Number of Precincts:		1	
Precincts Reporting:		1	
Ballots Cast: (1,518 voters)		26	2%
<b>NO CANDIDATE</b>	<b>REP</b>	<b>0</b>	<b>0%</b>

### Centreville 10

PRECINCT COMMITTEEPERSON  
Republican Party

Number of Precincts:		1	
Precincts Reporting:		1	
Ballots Cast: (1,228 voters)		8	0.65%
<b>NO CANDIDATE</b>	<b>REP</b>	<b>0</b>	<b>0%</b>

### Canteen 1

PRECINCT COMMITTEEPERSON  
Republican Party

Number of Precincts:		1	
Precincts Reporting:		1	
Ballots Cast: (1,057 voters)		24	2%
<b>NO CANDIDATE</b>	<b>REP</b>	<b>0</b>	<b>0%</b>

## Canteen 2

PRECINCT COMMITTEEPERSON  
Republican Party

Number of Precincts:		1	
Precincts Reporting:		1	
Ballots Cast: (1,030 voters)		27	3%
<b>LUCILLE SKIBINSKI</b>	<b>REP</b>	<b>18</b>	<b>67%</b>

## Canteen 3

PRECINCT COMMITTEEPERSON  
Republican Party

Number of Precincts:		1	
Precincts Reporting:		1	
Ballots Cast: (1,016 voters)		3	0.30%
<b>MARVIN B. STRODE</b>	<b>REP</b>	<b>2</b>	<b>67%</b>

## Canteen 4

PRECINCT COMMITTEEPERSON  
Republican Party

Number of Precincts:		1	
Precincts Reporting:		1	
Ballots Cast: (562 voters)		1	0.18%
<b>NO CANDIDATE</b>	<b>REP</b>	<b>0</b>	<b>0%</b>

## Canteen 5

PRECINCT COMMITTEEPERSON  
Republican Party

Number of Precincts:		1	
Precincts Reporting:		1	
Ballots Cast: (499 voters)		29	6%
<b>NO CANDIDATE</b>	<b>REP</b>	<b>0</b>	<b>0%</b>

## Sugar Loaf 1

PRECINCT COMMITTEEPERSON  
Republican Party

Number of Precincts:		1	
Precincts Reporting:		1	
Ballots Cast: (1,227 voters)		134	11%
<b>NO CANDIDATE</b>	<b>REP</b>	<b>0</b>	<b>0%</b>



### Sugar Loaf 2

PRECINCT COMMITTEEPERSON  
Republican Party

Number of Precincts:		1	
Precincts Reporting:		1	
Ballots Cast: (630 voters)		28	4%
<b>NO CANDIDATE</b>	<b>REP</b>	<b>0</b>	<b>0%</b>

### Sugar Loaf 3

PRECINCT COMMITTEEPERSON  
Republican Party

Number of Precincts:		1	
Precincts Reporting:		1	
Ballots Cast: (1,294 voters)		66	5%
<b>NO CANDIDATE</b>	<b>REP</b>	<b>0</b>	<b>0%</b>

### Sugar Loaf 4

PRECINCT COMMITTEEPERSON  
Republican Party

Number of Precincts:		1	
Precincts Reporting:		1	
Ballots Cast: (730 voters)		30	4%
<b>NO CANDIDATE</b>	<b>REP</b>	<b>0</b>	<b>0%</b>

### Sugar Loaf 5

PRECINCT COMMITTEEPERSON  
Republican Party

Number of Precincts:		1	
Precincts Reporting:		1	
Ballots Cast: (885 voters)		34	4%
<b>NO CANDIDATE</b>	<b>REP</b>	<b>0</b>	<b>0%</b>

### Stites 1

PRECINCT COMMITTEEPERSON  
Republican Party

Number of Precincts:		1	
Precincts Reporting:		1	
Ballots Cast: (387 voters)		0	0%
<b>NO CANDIDATE</b>	<b>REP</b>	<b>0</b>	<b>0%</b>

### Engelmann 1

PRECINCT COMMITTEEPERSON  
Republican Party

Number of Precincts:		1	
Precincts Reporting:		1	
Ballots Cast: (553 voters)		93	17%
<b>NO CANDIDATE</b>	<b>REP</b>	<b>0</b>	<b>0%</b>

### Fayetteville 1

PRECINCT COMMITTEEPERSON  
Republican Party

Number of Precincts:		1	
Precincts Reporting:		1	
Ballots Cast: (432 voters)		76	18%
<b>NO CANDIDATE</b>	<b>REP</b>	<b>0</b>	<b>0%</b>

### Fayetteville 2

PRECINCT COMMITTEEPERSON  
Republican Party

Number of Precincts:		1	
Precincts Reporting:		1	
Ballots Cast: (680 voters)		102	15%
<b>NO CANDIDATE</b>	<b>REP</b>	<b>0</b>	<b>0%</b>

### Marissa 1

PRECINCT COMMITTEEPERSON  
Republican Party

Number of Precincts:		1	
Precincts Reporting:		1	
Ballots Cast: (1,540 voters)		249	16%
<b>NO CANDIDATE</b>	<b>REP</b>	<b>0</b>	<b>0%</b>

### Freeburg 1

PRECINCT COMMITTEEPERSON  
Republican Party

Number of Precincts:		1	
Precincts Reporting:		1	
Ballots Cast: (1,320 voters)		149	11%
<b>NO CANDIDATE</b>	<b>REP</b>	<b>0</b>	<b>0%</b>

## Freeburg 2

PRECINCT COMMITTEEPERSON  
Republican Party

Number of Precincts:		1	
Precincts Reporting:		1	
Ballots Cast: (1,222 voters)		135	11%
<b>NO CANDIDATE</b>	<b>REP</b>	<b>0</b>	<b>0%</b>

## Freeburg 3

PRECINCT COMMITTEEPERSON  
Republican Party

Number of Precincts:		1	
Precincts Reporting:		1	
Ballots Cast: (1,235 voters)		99	8%
<b>NO CANDIDATE</b>	<b>REP</b>	<b>0</b>	<b>0%</b>

## New Athens 1

PRECINCT COMMITTEEPERSON  
Republican Party

Number of Precincts:		1	
Precincts Reporting:		1	
Ballots Cast: (822 voters)		91	11%
<b>NO CANDIDATE</b>	<b>REP</b>	<b>0</b>	<b>0%</b>

## New Athens 2

PRECINCT COMMITTEEPERSON  
Republican Party

Number of Precincts:		1	
Precincts Reporting:		1	
Ballots Cast: (991 voters)		130	13%
<b>NO CANDIDATE</b>	<b>REP</b>	<b>0</b>	<b>0%</b>

## Lenzburg 1

PRECINCT COMMITTEEPERSON  
Republican Party

Number of Precincts:		1	
Precincts Reporting:		1	
Ballots Cast: (637 voters)		96	15%
<b>NO CANDIDATE</b>	<b>REP</b>	<b>0</b>	<b>0%</b>

### Prairie Du Long 1

PRECINCT COMMITTEEPERSON  
Republican Party

Number of Precincts:		1	
Precincts Reporting:		1	
Ballots Cast: (807 voters)		97	12%
<b>NO CANDIDATE</b>	<b>REP</b>	<b>0</b>	<b>0%</b>

### Prairie Du Long 2

PRECINCT COMMITTEEPERSON  
Republican Party

Number of Precincts:		1	
Precincts Reporting:		1	
Ballots Cast: (1,336 voters)		143	11%
<b>NO CANDIDATE</b>	<b>REP</b>	<b>0</b>	<b>0%</b>

### Smithton 1

PRECINCT COMMITTEEPERSON  
Republican Party

Number of Precincts:		1	
Precincts Reporting:		1	
Ballots Cast: (1,299 voters)		117	9%
<b>NO CANDIDATE</b>	<b>REP</b>	<b>0</b>	<b>0%</b>

### Smithton 2

PRECINCT COMMITTEEPERSON  
Republican Party

Number of Precincts:		1	
Precincts Reporting:		1	
Ballots Cast: (811 voters)		81	10%
<b>NO CANDIDATE</b>	<b>REP</b>	<b>0</b>	<b>0%</b>

### Smithton 3

PRECINCT COMMITTEEPERSON  
Republican Party

Number of Precincts:		1	
Precincts Reporting:		1	
Ballots Cast: (1,187 voters)		148	12%
<b>NO CANDIDATE</b>	<b>REP</b>	<b>0</b>	<b>0%</b>

### Millstadt 1

PRECINCT COMMITTEEPERSON  
Republican Party

Number of Precincts:		1	
Precincts Reporting:		1	
Ballots Cast: (1,231 voters)		149	12%
<b>LINDA LEHR</b>	<b>REP</b>	<b>129</b>	<b>87%</b>

### Millstadt 2

PRECINCT COMMITTEEPERSON  
Republican Party

Number of Precincts:		1	
Precincts Reporting:		1	
Ballots Cast: (1,584 voters)		200	13%
<b>NO CANDIDATE</b>	<b>REP</b>	<b>0</b>	<b>0%</b>

### Millstadt 3

PRECINCT COMMITTEEPERSON  
Republican Party

Number of Precincts:		1	
Precincts Reporting:		1	
Ballots Cast: (575 voters)		83	14%
<b>NO CANDIDATE</b>	<b>REP</b>	<b>0</b>	<b>0%</b>

### Millstadt 4

PRECINCT COMMITTEEPERSON  
Republican Party

Number of Precincts:		1	
Precincts Reporting:		1	
Ballots Cast: (864 voters)		83	10%
<b>NO CANDIDATE</b>	<b>REP</b>	<b>0</b>	<b>0%</b>

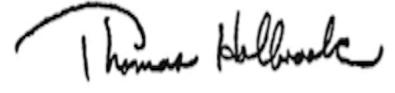
### Millstadt 5

PRECINCT COMMITTEEPERSON  
Republican Party

Number of Precincts:		1	
Precincts Reporting:		1	
Ballots Cast: (1,095 voters)		114	10%
<b>NO CANDIDATE</b>	<b>REP</b>	<b>0</b>	<b>0%</b>



**ST. CLAIR COUNTY, ILLINOIS**  
**General Primary Election (03/19/2024)**  
**Registered Voters: 162,978**  
**Others**

  
**Thomas Holbrook**  
**St Clair County Clerk**

**COLLINSVILLE COMMUNITY UNIT SCHOOL**  
**DISTRICT NO. 10**

Shall the maximum annual tax rate for operations and maintenance purposes for Collinsville Community Unit School District Number 10, Madison and St. Clair Counties, Illinois, be increased and established at 0.72 percent upon all the taxable property of said School District at the value, as equalized or assessed by the Department of Revenue, instead of 0.50 percent, the present maximum rate otherwise applicable to the next taxes to be extended for said purposes?

<i>Number of Precincts:</i>		11	
<i>Precincts Reporting:</i>		11	
<i>Ballots Cast: (11,317 voters)</i>		998	9%
<b>YES</b>		<b>526</b>	<b>53%</b>
<b>NO</b>		<b>433</b>	<b>43%</b>

**CITY OF LEBANON**

"Shall the City of Lebanon, ST. CLAIR COUNTY, ILLINOIS, have the authority arrange for the supply of electricity for its residential and small commercial retail customers who have not opted out of such program"

<i>Number of Precincts:</i>		3	
<i>Precincts Reporting:</i>		3	
<i>Ballots Cast: (1,369 voters)</i>		429	31%
<b>YES</b>		<b>173</b>	<b>40%</b>
<b>NO</b>		<b>242</b>	<b>56%</b>

**WHITESIDE SHCOOL**  
**DISTRICT NO. 115**

Shall the Board of Education of Whiteside School District Number 115, St. Clair County, Illinois, build and equip a classroom addition to the Whiteside Elementary School Building for early childhood and pre-kindergarten programming, eliminate mobile classrooms and acquire and install a solar array at said School Building and issue bonds of said School District to the amount of \$10,608,885 for the purpose of paying the costs thereof?

<i>Number of Precincts:</i>		14	
<i>Precincts Reporting:</i>		14	
<i>Ballots Cast: (15,333 voters)</i>		1,350	9%
<b>YES</b>		<b>897</b>	<b>66%</b>
<b>NO</b>		<b>406</b>	<b>30%</b>